


# TALISLANDTA

## Cardstock Minis



# Cardstock Figures

© 2005 Morrigan Press Inc. All Rights Reserved  
Permission granted to photocopy for personal use only.



Talislanta  
www.talislanta.com


## Instructions:

Carefully cut perimeter of figure.  
Fold at top and base, then tape or glue gray base  
*For best results, we recommend using 110 lbs. cardstock paper.*



# Cardstock Figures

© 2005 Morrigan Press Inc. All Rights Reserved  
Permission granted to photocopy for personal use only.




Talislanta  
www.talislanta.com

## Instructions:

Carefully cut perimeter of figure.  
Fold at top and base, then tape or glue gray base  
*For best results, we recommend using 110 lbs. cardstock paper.*

# Cardstock Figures

© 2005 Morrigan Press Inc. All Rights Reserved  
Permission granted to photocopy for personal use only.



Talislanta  
www.talislanta.com


## Instructions:

Carefully cut perimeter of figure.  
Fold at top and base, then tape or glue gray base  
*For best results, we recommend using 110 lbs. cardstock paper.*



# Cardstock Figures

© 2005 Morrigan Press Inc. All Rights Reserved  
Permission granted to photocopy for personal use only.



# Talislanta


[www.talislanta.com](http://www.talislanta.com)

## Instructions:

Carefully cut perimeter of figure.  
Fold at top and base, then tape or glue gray base  
*For best results, we recommend using 110 lbs. cardstock paper.*

# Cardstock Figures

© 2005 Morrigan Press Inc. All Rights Reserved  
Permission granted to photocopy for personal use only.



# Talislanta

[www.talislanta.com](http://www.talislanta.com)


## Instructions:

Carefully cut perimeter of figure.  
Fold at top and base, then tape or glue gray base  
*For best results, we recommend using 110 lbs. cardstock paper.*



# Cardstock Figures

© 2005 Morrigan Press Inc. All Rights Reserved  
Permission granted to photocopy for personal use only.



# Talislanta

[www.talislanta.com](http://www.talislanta.com)

## Instructions:

Carefully cut perimeter of figure.  
Fold at top and base, then tape or glue gray base  
*For best results, we recommend using 110 lbs. cardstock paper.*

# Cardstock Figures

© 2005 Morrigan Press Inc. All Rights Reserved  
Permission granted to photocopy for personal use only.



Talislanta  
www.talislanta.com

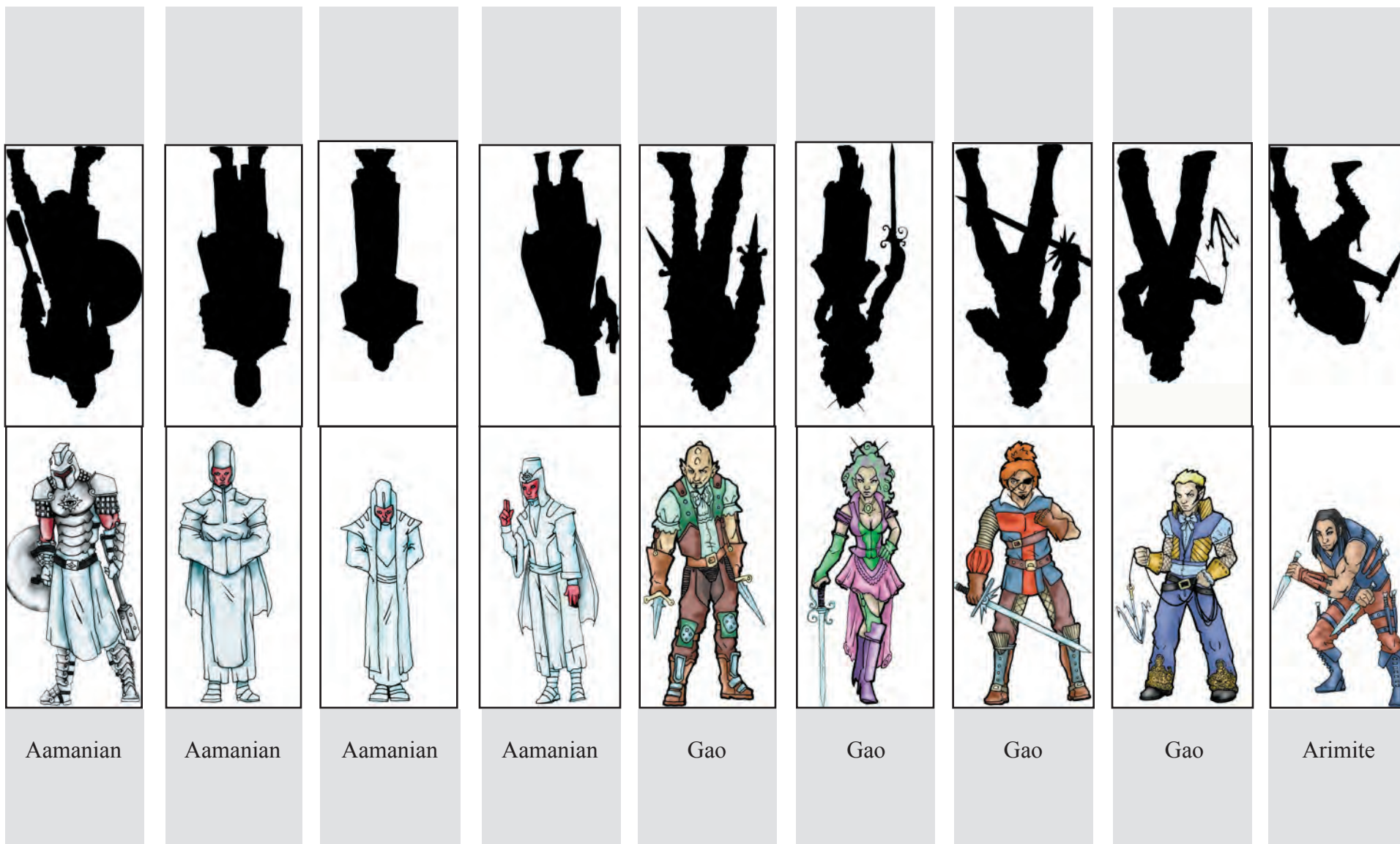
## Instructions:

Carefully cut perimeter of figure.  
Fold at top and base, then tape or glue gray base  
*For best results, we recommend using 110 lbs. cardstock paper.*



# Cardstock Figures

© 2005 Morrigan Press Inc. All Rights Reserved  
Permission granted to photocopy for personal use only.



# Talislanta


[www.talislanta.com](http://www.talislanta.com)

## Instructions:

Carefully cut perimeter of figure.  
Fold at top and base, then tape or glue gray base  
*For best results, we recommend using 110 lbs. cardstock paper.*

# Cardstock Figures

© 2005 Morrigan Press Inc. All Rights Reserved  
Permission granted to photocopy for personal use only.



Talislanta  
www.talislanta.com

## Instructions:

Carefully cut perimeter of figure.  
Fold at top and base, then tape or glue gray base  
*For best results, we recommend using 110 lbs. cardstock paper.*



# Cardstock Figures

© 2005 Morrigan Press Inc. All Rights Reserved  
Permission granted to photocopy for personal use only.



## Talislanta

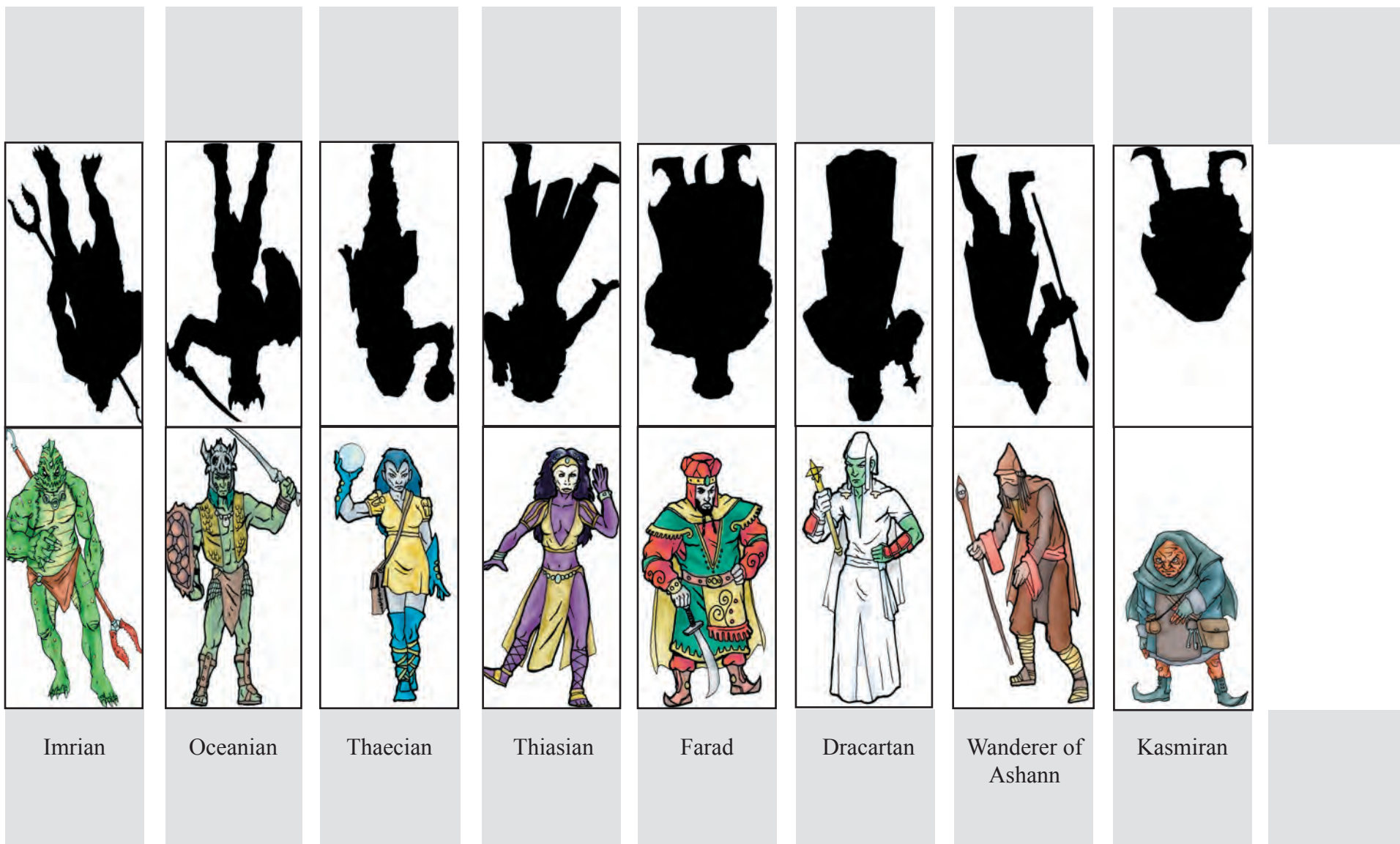
[www.talislanta.com](http://www.talislanta.com)

### Instructions:

Carefully cut perimeter of figure.  
Fold at top and base, then tape or glue gray base  
*For best results, we recommend using 110 lbs. cardstock paper.*

# Cardstock Figures

© 2005 Morrigan Press Inc. All Rights Reserved  
Permission granted to photocopy for personal use only.



Talislanta  
www.talislanta.com

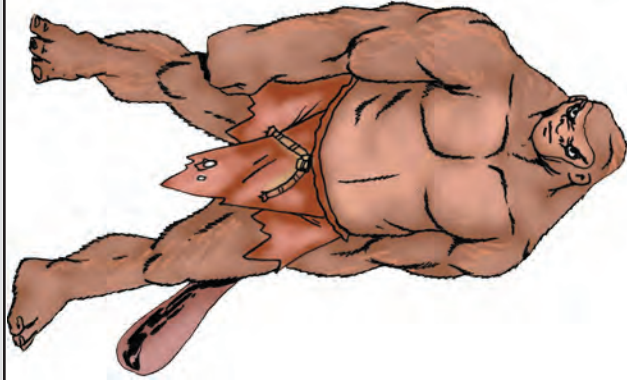
## Instructions:

Carefully cut perimeter of figure.  
Fold at top and base, then tape or glue gray base  
*For best results, we recommend using 110 lbs. cardstock paper.*

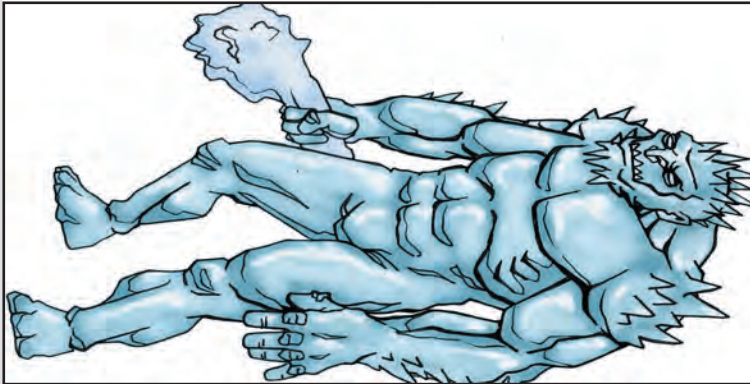


# Cardstock Figures - Introductory Sampler

© 2005 Morrigan Press Inc. All Rights Reserved  
Permission granted to photocopy for personal use only.



Mogroth



Ice Giant



Kharakhan  
Giant



Talislanta  
[www.talislanta.com](http://www.talislanta.com)

## Instructions:

Carefully cut perimeter of figure.  
Fold at top and base, then tape or glue gray base.  
*For best results, we recommend using 110 lbs. cardstock paper.*