

House of Prayer

Baby and Toddler Lesson



TRUEWAY KIDS.COM

Story



Jesus and his disciples went to the temple.

The temple was a special place to worship God and pray.

Jesus always looked forward to visiting the temple.

But when Jesus arrived, He couldn't believe what He saw.

It looked like a marketplace.

There were cows, sheep, and birds.

People were selling all sorts of things and swapping money.

People were not thinking about God.

Jesus was very sad.

He was angry at the way people were treating God.

Jesus loved His Father and His house!

Jesus turned over the tables and set the birds and animals free.

Jesus told the people, "It is written in the Scriptures, 'My Temple will be a house where people will pray.'"

Stall holder

In this imaginary activity children will learn lots about pretending to run their own market stall.

Skills learned:



Imagination



Life Skill



Speech


Materials needed:

A small table or large cardboard box

Items from around the house or kitchen

Tokens or toy money

Sticky labels



Preparation:

Create a market stall for your child to work in. You may create before or with your child.

Steps:

For Babies and Toddlers:

Show the child to the market stall you have created.

Look at the items in the stall (For example, name the different kinds of fruit or toys.)

Ask the child if they can be the stall holder.

With their help, create some price tags using sticky labels. Ask the child to place on the items.

Have some pretend play, where you buy items from the stall using the tokens.

Use plenty of vocabulary, such as 'those bananas are yellow', or 'those strawberries smell sweet'.

Count out the coins as you buy items.

You may swap places so the child also buys items.

Market Place Visit

The people turned the sacred temple into a place where they sell fruits and vegetables

Skills learned:



Sensory
development



Creativity



Sight

Materials needed:

Art Supplies

Preparation:

Find a local market to visit with your child.

Steps:

For Babies and Toddlers:

Before you leave, create a short shopping list.

Go to the market with the child.

Let them explore their senses and look around the place:

- What things can they see?
- How does it smell like?
- What can they hear?
- Do you think it would be easy to concentrate and pray there?

If you find a bench or a table in the market, take some moments to sit down.

Bring some art materials and let the child draw or paint what he/she saw inside the market.

Alternatively, you can take some photos to make the artwork at home.



Praying hands

"My Temple will be a house where people will pray."

Skills learned:



Creativity



Colours and
Shapes



Fine Motor skills

Materials needed:

Paper or card

Pencil

Scissors

Preparation:

None

Steps:

For Babies and Toddlers:

Fold a piece of paper in half.


Each half should be big enough to fit the whole of the child's hand.

Place the little finger side on the crease of the paper and draw around the hand.

Cut around the hand to make a small praying hands booklet.

Allow the child to decorate the outside.

Help them to write a prayer inside the hands



That doesn't belong

When Jesus visited the temple, He found lots of things that didn't belong in God's house

Skills learned:



Logic



Sight



Concentration

Materials needed:

Groups of household objects (Examples below)

Preparation:

Create groups of four objects. Three should belong together and one should not.

For example:

- Three crayons and a spoon.
- Three toys and a toothbrush.
- Three fruits and a sock.



Steps:

For Babies and Toddlers:

Set up groups in different places around the room.

Take the child to the first group.

Ask if anything looks strange. Ask them to remove the item that doesn't belong in the group.

Ask the child to give a reason why they think the items don't belong in the pile.

Repeat with the other groups.

You can make the groups easier or more challenging.

For example: Three fruits and a sock are more obvious than three fruits and a vegetable.

Who is hiding?

Use the images on the next page to retell the story.

Skills learned:



Sight



Listening



Memory

Materials needed:

Lesson images

A Small box of toys

Preparation:

Cut out each picture. Hide them in a small box of toys for the toddler to explore and find. You can put some food, toy money, and animal toys in the box to help represent the market.

Then, re-enact the story with the figures.

Steps:

For Babies and Toddlers:

Ask, “can you explore the things in the toy box to find out who felt upset when they visited the temple?”

Congratulate them when they find Jesus.

Ask, “can you find anyone else in the box?”

“You found a man selling things! Wonderful job! But he’s not following the rules.”

“You found a man buying things! Awesome finding! He’s not doing what’s right either.”

Jesus went to God’s house, the temple, to worship and pray.

He was upset when He found people buying and selling things at the temple.


Ask: “Can you find some of the items from the temple: Animals, money, food etc.”

He turned over the tables and set the animals free.

His anger was the only kind of good anger.

He was upset at how people were treating God and others.

Jesus stood up for what is right.



Playdough Mat

Here is a creative playdough mat to help children think about what Jesus might have seen at the temple.

Skills learned:



Creativity



Numbers



Fine Motor skills

Materials needed:

Playdough

Mat image from the next page.



Preparation:

Laminate or place in plastic pouch to make re-useable playdough mats!

Steps:

For Babies and Toddlers:

Use the fabric section of the stall to create patterns. Ask your toddler to repeat your pattern.

Ask the child to create items for the market stall.


- Which colours do they use?
- How many items are in the stall?
- Can they group related items together?

Read this week's Bible story for your Bible or main lesson.

Remind your child that God wants us to pray.



Songs



Recommended worship songs. Not produced by Trueway Kids. YouTube Videos to be used for personal use only.

He is listening – Trueway Kids

<https://youtu.be/B8bUmcHEHl0>