

Content

The first unit	page number
Materials used in the Teacher's Guide book	6
Significance of some vocabulary from the teacher guide book	10
General revision	17
Lessons 61, 62 : Money	23
Lessons 63, 64 : Decompose Money	28
Lessons 65, 66 : Adding and subtracting without renaming	35
Lesson 67 , 68 : Adding by renaming	40
Lessons 69, 70: Subtracting by renaming	44
Additional activities and assessments of Bakkar on Module	

The second unit	page number
Lessons 71, 72 ,73 : Even numbers and odd numbers	47
Lessons 74, 75: visual pattern	54
Lessons 76, 77: Apply on the pattern	61
Lessons 78, 79, 80: The array	67
Additional activities and assessments of Bakkar on Unit	74

The third unit	page number
Lessons 81: Estimation	79
Lessons 82, 83 : Approximation	85
Lessons 84,85,86 : Adding by renaming	91
Lessons 87- 90 : Using strategies to adding	98
Additional activities and assessments of Bakkar on Unit	103

Content

The fourth unit

page number

Lessons 91	: Relation between addition and Subtraction	108
Lessons 92, 93	: Addition and subtraction on number line	113
Lessons 94, 95	: Subtracting without renaming	119
Lessons 96 - 100	: Subtracting with renaming strategies	125
Additional activities and assessments of Bakkar on Unit		135

Fifth Unit

page number

Lessons 101-103	: Circle splitting	140
Lessons 104 - 106	: Devided rectangle	146
Lessons 107 - 108	: The fraction as a part of a set	151
Lesson 109 , 110	: Solve word problems that include fractions	158
Additional activities and assessments of Bakkar on Unit		164

The sixth unit

page number

Lessons 111 - 113	: Representing Data	169
Lessons 114 , 115	: Application of Arrays	178
Lessons 116 - 120:	Problem-solving strategy	184
Additional activities and assessments of Bakkar on Unit		192

Applications

page number

Bakkar 's various applications on the curriculum	196
---	-----

Bakkar



Used tools

Calender math

Yesterday Today Tomorrow

Saturday Sunday Monday

January (1) 2020

Sat	Sun	Mon	Tue	Wed	Thur	Fri
				1	2	3
4	5	6	7	8	9	10
11	12	13	14	15	16	17
18	19	20	21	22	23	24
25	26	27	28	29	30	31

120 frame

111	112	113	114	115	116	117	118	119	120
101	102	103	104	105	106	107	108	109	110
91	92	93	94	95	96	97	98	99	100
81	82	83	84	85	86	87	88	89	90
71	72	73	74	75	76	77	78	79	80
61	62	63	64	65	66	67	68	69	70
51	52	53	54	55	56	57	58	59	60
41	42	43	44	45	46	47	48	49	50
31	32	33	34	35	36	37	38	39	40
21	22	23	24	25	26	27	28	29	30
11	12	13	14	15	16	17	18	19	20
1	2	3	4	5	6	7	8	9	10

Some tools



Ruler



Sharpener



Rubber



Pencil



Crayons



6 10 Cube = ten bond



Paper watch




1 Cube



Ice-cream stick

Bakkar

Five frame 

Ten frame 

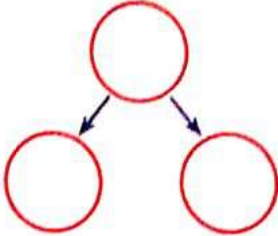
Digital watch



Analog watch



Hundred , Tens , Ones cards



hundred	tens	ones

tens	ones


Odd	Even

Even/odd	Double	Number


Place value table

The amount	Hundred (100 L.E)	Tens (10 L.E)	Ones (1 L.E)
Sum			

Facts home



	=		+	
	=		+	
	=		-	
	=		-	



v Dice

Parents can add new ways from the around environment which doesn't include in teacher guide that to grow the student ability to improve the different concepts

Bakkar

Meaning of some concepts

From teacher guide

- The general aims :
 - (1) Gain the earlier mathematical abilities
 - (2) Develop the basic mathematical skills
 - (3) Increase the mathematical enjoyment
- Maths pamphlet (Student book) :
 - is a good resource for students evaluation
- The content : is what students discovering or learning it
- The evaluation : is what teacher discovering it about pupils
- Update of ideas : change the ways continuously that adapt to different ability of pupils
- Planning : is what helping for achieve more success in processing operation
- Correction maths : by this activity the student can develop their knowledge about numbers, place value
- concepts, fluently counting and problems solving skills
- Sharing : by this activity the student can explain what he understand of maths
- Using digital resources that is found in (Egyptian knowledge bank)
 - as a way to grow the education level



Egyptian Knowledge Bank
بنك المعرفة المصري

Bakkar

Basic skills

Days of the week

One Week
7 days

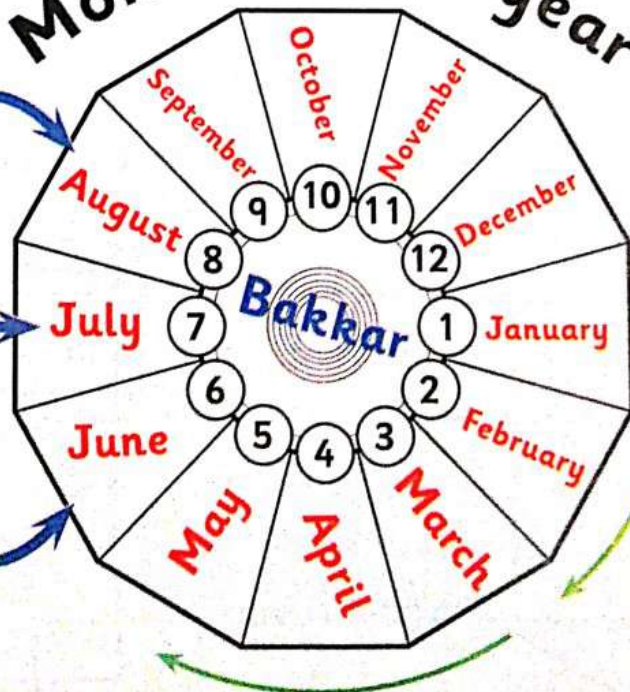


Saturday	Yesterday
Sunday	Today
Monday	Tomorrow

Months of the year

Next Month	August
Current Month	July
Previous Month	June

One Year
12 months



General revision

Bakkar revision

1

1 Complete :

$$\begin{array}{r} 65 \\ + 13 \\ \hline \end{array}$$

$$\begin{array}{r} 40 \\ + 50 \\ \hline \end{array}$$

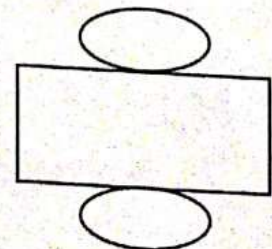
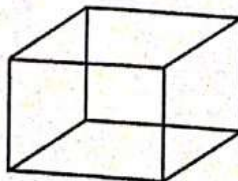
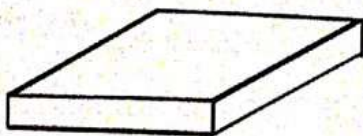


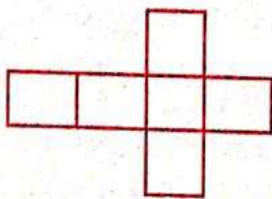
$$\begin{array}{r} 86 \\ - 25 \\ \hline \end{array}$$

$$\begin{array}{r} 50 \\ - 50 \\ \hline \end{array}$$

2 Choose :

- a The place value of 4 in 645 is (**ones** , **tens** , **hundreds**)
- b 3 hundred , 6 ones = (**603** , **630** , **306**)
- c Number of vertices in the rectangle (**4** , **6** , **8**)
- d The suitable unit to measure the length of the door is (**metre** , **hour** , **gram**)

3 Join the shape with it's folded solid :



4 Answer the following :

- a Dina bought 1 kg of apple , 3 kg of cucumber , 1 kg of pepper .
What is the total weight with Dina ?
The total weight = + = kg



- b Who am I , I'm 2D has 3 vertices ?


5 Arrange descendingly :

15 minutes , 1 hour , half an hour , 45 minutes


The order :

5 From the pictograph colour the bar graph :

pictograph



bar graph



1 Answer the following :

$$\begin{array}{r} 23 \\ + 59 \\ \hline \end{array}$$

$$\begin{array}{r} 62 \\ + 30 \\ \hline \end{array}$$

$$\begin{array}{r} 85 \\ - 71 \\ \hline \end{array}$$

$$\begin{array}{r} 96 \\ - 54 \\ \hline \end{array}$$

2 Choose :

- a The value of 7 in number 756 is (7 . 70 . 700)
- b Half a day = hour (12 . 24 . 60)
- c $568 = 8 + 60 + \dots$ (5 . 50 . 500)
- d The number of edge of the cube is (3 . 12 . 5)
- e 1 gm (.....) 1 kg (> . = . <)

3 Using the ruler measure the length of the following :

 (.....) cm

 (.....) cm

 (.....) cm

4 Answer the following :

- a My mother went to the market she bought a vegetable for LE 35 ,bread for LE 3 , meat for LE 40 , and paid LE 15 to the taxi . How much money did she pay ?

She paid = + + +
= + = pounds.

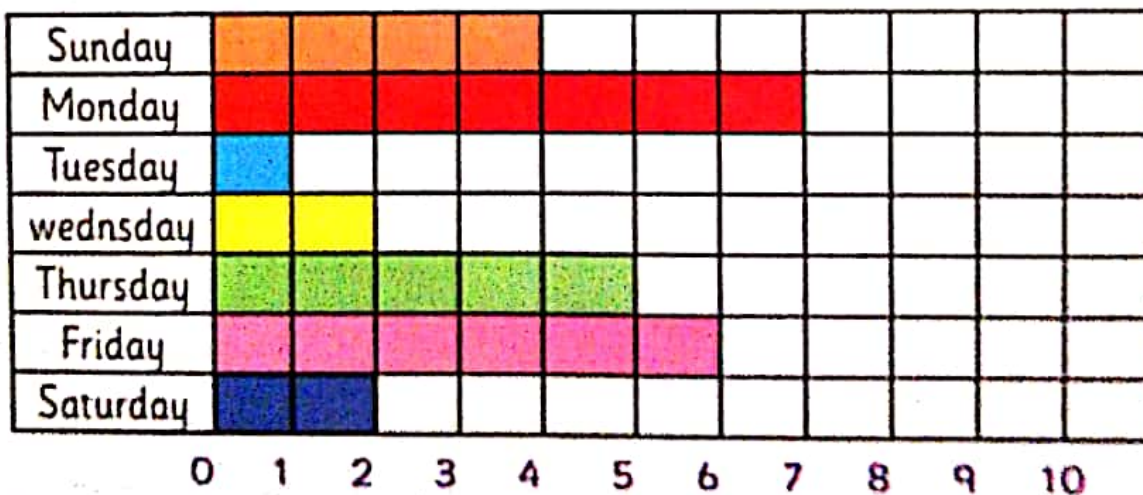
- b Who am I , I'm 3D has 5 vertices ?

5 Arrange the following number in an ascending order :

10 . 706 . 37 . 165 . 73

The order :

6 From the bar graph complete :



Put (> , = , <) :

Number of coloured days at Saturday



Number of coloured days at Monday

Bakkar in maths

1 Complete :

$$\begin{array}{r} 73 \\ - 15 \\ \hline \end{array}$$

$$\begin{array}{r} 36 \\ - 36 \\ \hline \end{array}$$

$$\begin{array}{r} 79 \\ - 55 \\ \hline \end{array}$$

$$\begin{array}{r} 68 \\ - 27 \\ \hline \end{array}$$

2 Choose :

a) 4 hundred and 1 in digit (104 , 401 , 140)

b) Quadrilateral with equal sides is
(circle , square , trapezium)

c) The value of 7 in 716 is (7 , 70 , 700)

d) 635 (.....) 365 (> , < , =)

3 Arrange the following in a descending order :

7 kg , 10 gm , 15 kg , 3 kg .

The order , , ,

4 Write the name of the following solids :



.....

.....

.....

5 Answer the following :

a A class has 63 pupils , 33 are boys .


What is the number of girls ?

Number of girls = - = girl

b Write the time :




6 Notice and complete the table and the bar graph :



Name	Number
Rabbit
Duck
Orange
Comb

Number



Unit One

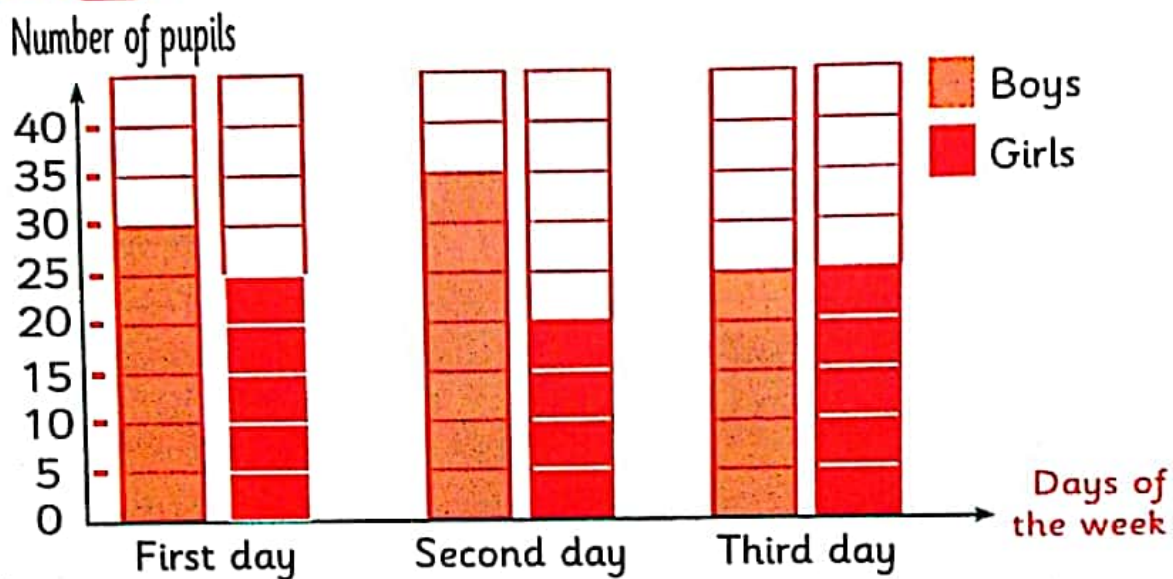
Money



Hint

After his parents the student repeats the name of the (Day - Date - Month - Year).

Activity 1 From the graph complete :










- The increase of boys than girls in the second day =
- The decrease of girls than boys in the first day =
- The sum of boys and girls in the third day =

Activity 2 Notice the price of the following:



Activities from the school book

Banknote	Value
	100 pounds = LE 100
 pounds = LE
 pounds = LE





Exercise 1

Notice the counter play :



$$\text{LE } 5 = \text{LE } 1 + \text{LE } 1 + \text{LE } 1 + \text{LE } 1 + \text{LE } 1$$



$$\text{LE } 10 = \text{LE } \dots + \text{LE } \dots$$



$$\text{LE } 20 = \text{LE } \dots + \text{LE } \dots$$



$$\text{LE } 50 = \text{LE } \dots + \text{LE } \dots + \text{LE } \dots$$



$$\text{LE } 100 = \text{LE } \dots + \text{LE } \dots$$

Exercises on lesson (61 , 62)

1 Join from (A) to (B) :

(A)



(B)



20

Primary two - second term

2 Put the suitable sign ($<$, $=$, $>$):





Bakkar in maths

3 Draw as the example :



LE 15

=



LE 21

=

.....



LE 13

=

.....



LE 100

=

.....

Activities from the school book

- Draw the amount

LE 18 =

Lesson (63, 64)

Decompose Money

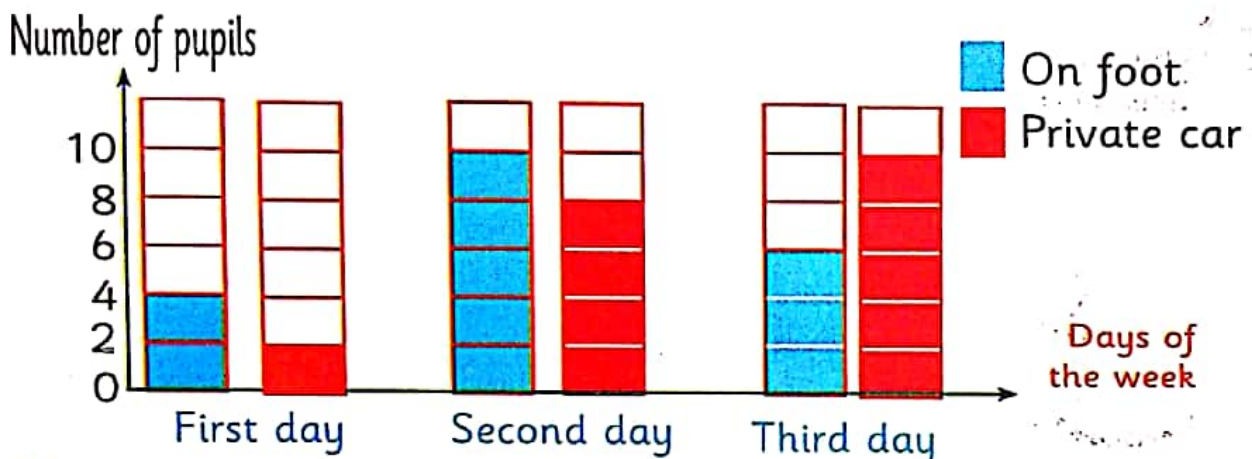
Hint

After his parents the student repeats the name of the (Day - Date - Month - Year).

Activity

1

The following graph shows the means of transportation students use to go to school :



- The number of pupils whose use private car in the third day
- The number of pupils whose go on foot in the second day

Exercise

1

Notice the counter play as the example :

Example



Another solution

$$\text{LE } 22 = \text{LE } 10 + \text{LE } 5 + \text{LE } 5 + \text{LE } \dots + \text{LE } \dots$$

$$\text{LE } 22 = \text{LE } 10 + \text{LE } 10 + \text{LE } 1 + \text{LE } \dots$$

$$\text{LE } 22 = \text{LE } 5 + \text{LE } 5 + \text{LE } 5 + \text{LE } 5 + \text{LE } \dots + \text{LE } \dots$$

Activities from the school book

Activity

Join the amount with the suitable price:



Doll : 29 LE

100 LE	50 LE	1 LE	1 LE	1 LE
--------	-------	------	------	------

The amount = 153 pounds



Scooter: 153 LE

10 LE	5 LE	1 LE	1 LE	1 LE
-------	------	------	------	------

The amount = pounds



Roller skates : 61 LE

10 LE	10 LE	5 LE	1 LE	1 LE
1 LE	1 LE			

The amount = pounds



Toy truck : 34 LE

100 LE	50 LE	10 LE	10 LE	10 LE
1 LE	1 LE	1 LE	1 LE	

The amount = pounds



Basket of fruit : 18 LE

10 LE	10 LE	10 LE	1 LE	1 LE
1 LE	1 LE			

The amount = pounds




Wagon : 184 LE

50 LE	10 LE	1 LE
-------	-------	------

The amount = pounds

Exercises on lesson (63 , 64)


1 Write the sum



= 5 pounds



= pounds



= pounds



= pounds




= pounds



= pounds


2 Notice and Join the counter play



3 Notice the counter play and complete :



= 4



=



=



=



=



=



=




Activities from the school book

Activity

Complete to show the price of the following:

Example

Book : LE 28



LE 20	LE 5	LE 1	LE 1	LE 1
-------	------	------	------	------

Ball : LE 206



LE 100	LE 100	LE 5
--------	--------	------	-------

Toy : LE 149



LE 100	LE 20	LE 20	LE 5	LE 1
--------	-------	-------	------	------

.....
-------	-------	-------

Video game : LE 427



LE 100	LE 100	LE 100	LE 100	LE 20
--------	--------	--------	--------	-------

LE 5
------	-------	-------


Teddy bear : LE 39



LE 20	LE 10	LE 5
-------	-------	------	-------	-------

.....
-------	-------

Board game : LE 126



LE 100	LE 20	LE 5
--------	-------	------	-------

(65 , 66)

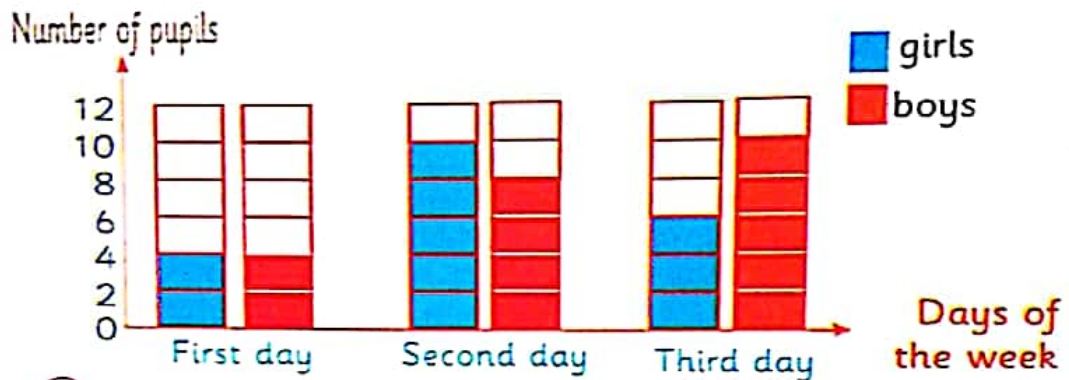
Hint

After his parents the student repeats the name of the (Day - Date - Month - Year).

Activity

1

The graph show the number of present Pupils in 3 days:



Exercise

1

Complete :

- In which day the number of girls more than number of boys?
- In which day the number of boys is greater?
- In which day the number of girls is less?

Activity

2

Remember that :

$$\begin{array}{r} 4 \\ + 5 \\ \hline 9 \end{array}$$

$$\begin{array}{r} 11 \\ + 7 \\ \hline \end{array}$$

$$\begin{array}{r} 20 \\ + 19 \\ \hline \end{array}$$

$$\begin{array}{r} 40 \\ - 10 \\ \hline \end{array}$$

$$\begin{array}{r} 55 \\ - 30 \\ \hline \end{array}$$

$$\begin{array}{r} 32 \\ - 12 \\ \hline \end{array}$$

$$\begin{array}{r} 17 \\ + 12 \\ \hline \end{array}$$

$$\begin{array}{r} 33 \\ + 26 \\ \hline \end{array}$$

$$\begin{array}{r} 18 \\ + 5 \\ \hline \end{array}$$

$$\begin{array}{r} 66 \\ - 34 \\ \hline \end{array}$$

$$\begin{array}{r} 89 \\ - 17 \\ \hline \end{array}$$

$$\begin{array}{r} 67 \\ - 10 \\ \hline \end{array}$$

Activities from the school book

Activity 1 Answer the following:

a Ali has LE 42 , his brother has LE 57. What is the total sum?



Solution : the sum = + = pounds

b Nada saved 33 pounds in a month and the next month she saved 24 pounds . How much money did Nada have?



Solution : the sum = + = pounds

c Tarek bought a book for LE 44 and a ball for LE 44. What is the total sum?



Solution: the sum = + = pounds

Activity 2

Answer the following:

- a Salma bought some fruits for LE 14 ,if she had LE 29.

What is the remained amount?



The remain = $29 - 14 =$ pounds

- b Mostafa was given LE 99 for his birthday , he bought a new pair of shoes for LE 86.

How many pounds did Mostafa have left?



Solution : the remain amount = - = pounds

- c My father gave me LE 55 pounds if I bought doll for LE 34 pounds.

What is the remained amount?



Solution : the remain amount = - = pounds

d You have 10 pounds . What can you buy from the following.



8 pounds




9 pounds



1 pounds

Solution that with price 1 and 9

e You have 50 pounds what is the toys that you can buy from the following.



25 pounds



12 pounds



35 pounds




10 pounds

Solution that with price , and

f You have 100 pounds what is the toys that you can buy from the following.




5 pounds




15 pounds



20 pounds



40 pounds



30 pounds

Solution that with price , and

Notice the different solutions

Exercises on lesson (65 , 66)

- ① If you have the following amount . How much money remained after buying the two toys ?



5 pounds



11 pounds



The total amount = + = pounds

The remain amount = - = pounds

- ② Hassan had  . He gave  to his sister

How much money was remained ?

Solution: The difference = - = pounds

- ③ A man saved 50 pounds in a month and 40 pounds in the second month. How much money did he save ?

Solution: He saved = + = pounds

- ④ Lara bought some books for 35 pounds and a bag for 60 pounds. How much money did she paid?



Solution: She paid = + = pounds

- ⑤ Kareem had LE 19 his father gave LE 20 to him.
How many pounds did kareem has?

Solution: Kareem had = + = pounds.

- ⑥ Kenzy had LE 46 her mother gave LE 50 to her.
How much money with kenzy?

Solution: Kenzy has = + = pounds.

- ⑦ Ali bought a book for , he had 
How many pound remained ?

Solution: the remainder = - = pounds.

- ⑧ Omar bought a toy for 31 pounds and a shoes for LE 53. How much money did he pay?

Solution: the sum = + = pounds.

- ⑨ Fady had , he gave 17 pounds to his sister.

How many pound remained ?
















Solution: The remained = - = pounds.

- ⑩ Mona bought a shoes for 60 pounds.
She was had . How many pound remained?

Solution: The remained = - = pounds.

Activities from the school book

1 If you have 500 pounds what is the greatest number of toys that you can buy ?

127 pounds 	57 pounds 	15 pounds 
86 pounds 	73 pounds 	450 pounds 
9 pounds 	5 pounds 	335 pounds 
3 pounds 	41 pounds 	101 pounds 
292 pounds 	28 pounds 	17 pounds 

Guided solution: I buy that's with price :

(3 , 5 , 9 , 15 , 17 , 28 , 31 , 57 , 73 , 86 , 101)

Hint

After his parents the student repeats the name of the (Day - Date - Month - Year).

Activity

1

Notice the value of the following :

Place value table

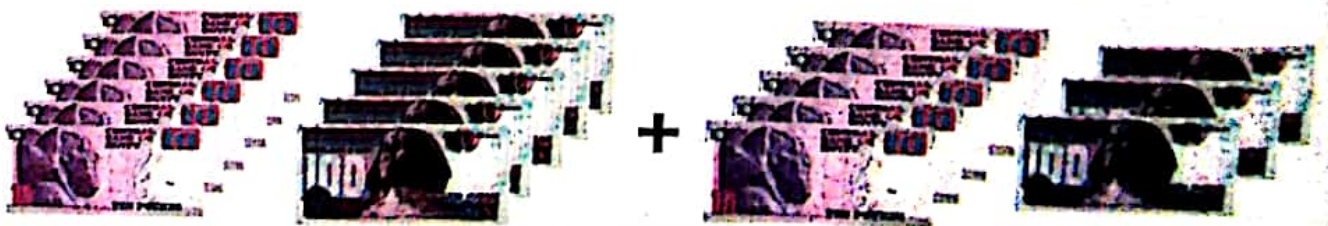
The amount	Hundreds 100 pounds	Tens 10 pounds	Ones 1 pounds
			1
			5
		1	0
		2	0
		5	0
	1	0	0
	2	0	0

Activities from the school book

Activity 1 Complete the table as the example:

Place value / Money Mat			
Amount	Hundreds (100 pounds)	Tens (10 pounds)	Ones (1 pounds)
34	3	4
167	1	6	7
450	4	0
325	5
75	0	7
120	0
810	8
990	9	0
580

Activity 2 Add 560 pounds and 350 pounds :



The sum = 910 pounds

Amount	Hundreds (100 pounds)	Tens (10 pounds)	Ones (1 pound)
560	① 5	6	0
350	3	5	0
Sum	9	1	0

Exercise 1 Add as the example :

Amount	Hundreds 100 pounds	Tens 10 pounds	Ones 1 pounds
290	① 2	9	0
475	4	7	5
Sum	7	6	5

Amount	Hundreds 100 pounds	Tens 10 pounds	Ones 1 pounds
729		0	
65			
Sum			

Amount	Hundreds 100 pounds	Tens 10 pounds	Ones 1 pounds
142		0	
319			
Sum			

Amount	Hundreds 100 pounds	Tens 10 pounds	Ones 1 pounds
135	0		
80			
Sum			

Amount	Hundreds 100 pounds	Tens 10 pounds	Ones 1 pounds
345		0	
217			
Sum			

Amount	Hundreds 100 pounds	Tens 10 pounds	Ones 1 pounds
186	0		
120			
Sum			

Exercise 2 Amira went to the market she bought some things for **226** pounds and another things for **28** pounds.
What is the total price?

Amount	Hundreds 100 pounds	Tens 10 pounds	Ones 1 pounds
226		0	
28			
Sum			

Exercises on lesson (67 , 68)

1 Add the following :

Amount	Hundreds 100 pounds	Tens 10 pounds	Ones 1 pounds
924			
36			
Sum			

Amount	Hundreds 100 pounds	Tens 10 pounds	Ones 1 pounds
736			
16			
Sum			

Amount	Hundreds 100 pounds	Tens 10 pounds	Ones 1 pounds
563			
92			
Sum			

Amount	Hundreds 100 pounds	Tens 10 pounds	Ones 1 pounds
645			
73			
Sum			

Amount	Hundreds 100 pounds	Tens 10 pounds	Ones 1 pounds
546			
83			
Sum			

Amount	Hundreds 100 pounds	Tens 10 pounds	Ones 1 pounds
131			
78			
Sum			

Amount	Hundreds 100 pounds	Tens 10 pounds	Ones 1 pounds
573			
230			
Sum			

Amount	Hundreds 100 pounds	Tens 10 pounds	Ones 1 pounds
515			
288			
Sum			

Amount	Hundreds 100 pounds	Tens 10 pounds	Ones 1 pounds
595			
109			
Sum			

Amount	Hundreds 100 pounds	Tens 10 pounds	Ones 1 pounds
754			
168			
Sum			

- 2 Kareem has LE 254, Nadeen has LE 319.

What is the total sum?

Amount	Hundreds 100 pounds	Tens 10 pounds	Ones 1 pounds
+			
Sum			

- 3 Hoda has LE 350, her father gave LE 175 to her.

What is the total?

Amount	Hundreds 100 pounds	Tens 10 pounds	Ones 1 pounds
+			
Sum			

- 4 Salma bought a bike by LE 467 and a phone for LE 290.

How much did she pay?

Amount	Hundreds 100 pounds	Tens 10 pounds	Ones 1 pounds
+			
Sum			

- 5 A dress for LE 275 and shoes for LE 115.

How much did she pay?

Amount	Hundreds 100 pounds	Tens 10 pounds	Ones 1 pounds
+			
Sum			

- 6 Ramy has LE 675, his mother gave LE 230 to him.

How many pounds with Ramy?

Amount	Hundreds 100 pounds	Tens 10 pounds	Ones 1 pounds
+			
Sum			

- 7 Ebrahim save LE 185, his father gave LE 225 to him

How many pounds with Ebrahim?

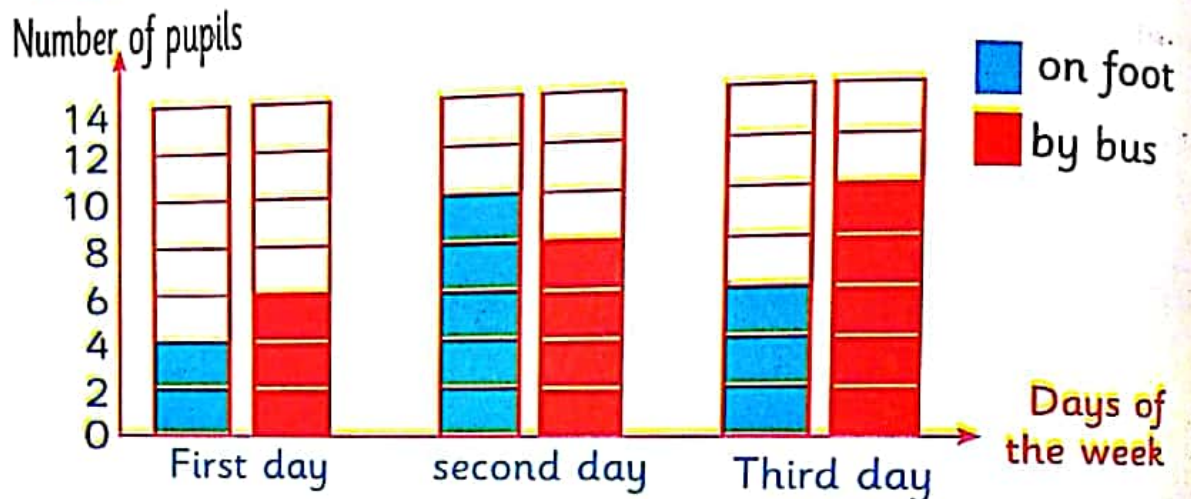
Amount	Hundreds 100 pounds	Tens 10 pounds	Ones 1 pounds
+			
Sum			

Hint

After his parents the student repeats the name of the (Day - Date - Month - Year).

Activity 1

The graph shows How the pupils go to school.



- The number of pupils whose use bus in the third day _____
- The number of pupils whose on foot in the second day _____
- The sum of those who use the bus in the first and second days _____

..... + =

Activity 2

The difference between 325 pounds and 119 pounds:



Amount	Hundreds 100 pounds	Tens 10 pounds	Ones 1 pounds
325		1	15
	3	2	5
119	1	1	
The difference	2	0	9
			6

The amount =

206 Pounds

Exercise 1 Subtract :

Amount	Hundreds 100 pounds	Tens 10 pounds	Ones 1 pounds
468	3 4	16 6	8
393	3	9	3
The rest	0	7	5

Amount	Hundreds 100 pounds	Tens 10 pounds	Ones 1 pounds
564			
39			
The rest			

Amount	Hundreds 100 pounds	Tens 10 pounds	Ones 1 pounds
596			
437			
The rest			

Amount	Hundred 100 pounds	Tens 10 pounds	Ones 1 pounds
792			
553			
The rest			

Amount	Hundreds 100 pounds	Tens 10 pounds	Ones 1 pounds
678			
598			
The rest			

Amount	Hundreds 100 pounds	Tens 10 pounds	Ones 1 pounds
600			
459			
The rest			

Exercise 2 Omar save 750 pounds he bought a bike for LE 625. How much money left?

Amount	Hundred 100 pounds	Tens 10 pounds	Ones 1 pounds
750	7	4 5	10 0
625	6	2	5
The rest			

Exercises on lesson (69 , 70)

① Subtract the following :

Amount	Hundreds 100 pounds	Tens 10 pounds	Ones 1 pounds
944			
36			
The rest			

Amount	Hundreds 100 pounds	Tens 10 pounds	Ones 1 pounds
736			
96			
The rest			

Amount	Hundreds 100 pounds	Tens 10 pounds	Ones 1 pounds
563			
92			
The rest			

Amount	Hundreds 100 pounds	Tens 10 pounds	Ones 1 pounds
645			
73			
The rest			

Amount	Hundreds 100 pounds	Tens 10 pounds	Ones 1 pounds
546			
83			
The rest			

Amount	Hundreds 100 pounds	Tens 10 pounds	Ones 1 pounds
138			
78			
The rest			

Amount	Hundreds 100 pounds	Tens 10 pounds	Ones 1 pounds
573			
239			
The rest			

Amount	Hundreds 100 pounds	Tens 10 pounds	Ones 1 pounds
515			
208			
The rest			

Amount	Hundreds 100 pounds	Tens 10 pounds	Ones 1 pounds
595			
109			
The rest			

Amount	Hundreds 100 pounds	Tens 10 pounds	Ones 1 pounds
754			
163			
The rest			

- ② Ahmed has LE 300, he bought calculator for LE 135.
How much money was left?

Amount	Hundreds 100 pounds	Tens 10 pounds	Ones 1 pounds
	<input type="text"/>	<input type="text"/>	<input type="text"/>
The rest			

- ③ Hoda has LE 350. If she bought some things for LE 190.
How much money was left?

Amount	Hundreds 100 pounds	Tens 10 pounds	Ones 1 pounds
	<input type="text"/>	<input type="text"/>	
The rest			

- ④ Dalia bought a toy for LE 99 if She has LE 136.
How much money was left?

Amount	Hundreds 100 pounds	Tens 10 pounds	Ones 1 pounds
	<input type="text"/>	<input type="text"/>	<input type="text"/>
The rest			

- ⑤ Atef has LE 465 if he bought a bike for LE 174.
How much money was left?

Amount	Hundreds 100 pounds	Tens 10 pounds	Ones 1 pounds
	<input type="text"/>	<input type="text"/>	
The rest			

- ⑥ Hossam has LE 200, he bought a book for LE 175.
How much money was left?

Amount	Hundreds 100 pounds	Tens 10 pounds	Ones 1 pounds
	<input type="text"/>	<input type="text"/>	<input type="text"/>
The rest			

- ⑦ Iman has LE 635 she bought A toy for LE 50.
How much money was left?

Amount	Hundreds 100 pounds	Tens 10 pounds	Ones 1 pounds
	<input type="text"/>	<input type="text"/>	
The rest			

1 Ring the amount according to the price :



152 pounds



2 Add the following amount:

Amount	Hundreds 100 pounds	Tens 10 pounds	Ones 1 pounds
183			
116			
The sum			

Amount	Hundreds 100 pounds	Tens 10 pounds	Ones 1 pounds
327	○	○	
494			
The sum			

3 Abbas has LE 310 he bought a shoes for LE 150.
How much money was left?

Amount	Hundreds 100 pounds	Tens 10 pounds	Ones 1 pounds
310			
150			
The rest			

The left money = -
= pounds



Self - check 2

1 Circle the amount according to the price :



37 pounds



2 Subtract the following :

Amount	Hundreds 100 pounds	Tens 10 pounds	Ones 1 pounds
817			
213			
The rest			

Amount	Hundreds 100 pounds	Tens 10 pounds	Ones 1 pounds
697		0	0
419			
The rest			

3 Enas bought a dress for LE 275 and a bag for LE 125.
What is the total price she paid ?

Amount	Hundreds 100 pounds	Tens 10 pounds	Ones 1 pounds
	0	0	
Sum			

The price = +
= Pounds

For more activities and exercises, enjoy with the skill skills

Unit Two

Even and odd numbers



Lesson

Even and odd numbers

(71, 72, 73)

Hint

After his parents the student repeats the name of the month (Day - Date - Month - Year)

Activity

1

Join in order from Saturday :



1 7 5 6 3 4 2

Activity

2

Write the time :

Breakfast time



The beginning of the math class



End of the day



Activity

3

Choose the correct answer :

a The number of the months in the year = (7, 24, 12)

b Yesterday was Tuesday, then today is
(Tuesday, Thursday, Wednesday)

The even numbers

- 1) When we distribute 10 cars into two equal groups.

The number

5



The number

5



The number of the red cars = The number of the blue cars.
Then, we distributed the number into 2 groups with equal number
Then, the number 10 is called even number

- 2) When we distribute 8 fish into 2 groups to
(With the same number in each group).

The number

4



The number

4



The number of the green fish = The number of the blue fish
Then, we distributed 8 into 2 groups with the same number
Then, the number 8 is called even number

- 3) When we distributed 6 bottles into 2 groups
(With the same number in each group).

The number

3



The number

3



The number of the green bottles = The number of the red bottles
Then, we distributed the number 6 into 2 groups with equal number
Then, the number 6 is called even number

The odd numbers

- ① When we distributed 9 balls to two groups notice each group has 4 balls and remainder 1.

The number  The number  The remainder 

4 4 1

We can't distributed 9 balls to 2 groups in has the same number.
Then, we can't distributed this number in 2 equal groups.
Then, the number 9 is called odd number

- ② When we distributed 7 cubes to 2 groups.
(With the same number in each group).

Notice : each group has 3 cubes and remainder 1.

The number  The number  The remainder 

3 3 1

We can't distributed 7 cubes to 2 groups in has the same number
Then, we can't distributed this number in 2 equal groups.
Then, the number 7 is called odd number

- ③ When we distributed 5 stars in 2 groups.

Notice : each group has 2 stars and remainder 1.

The number  The number  The remainder 

2 2 1

We can't distributed 5 stars to 2 groups in has the same number
Then, we can't distributed this number in 2 equal groups.
Then, the number 5 is called odd number

The table of even and odd numbers

Notice

The even number :

0, 2, 4, 6, 8, 10, 12 and so on.

The odd number :

1, 3, 5, 7, 9, 11, 13 and so on.

Even	Odd
12	11
10	9
8	7
6	5
4	3
2	1

The even number : It's all the numbers that the ones digits is even numbers.

The odd number : It's all the numbers that the ones digit is odd numbers.

Double of numbers

Number	Double	Odd / Even
1	$1 + 1 = 2$	Even
2	$2 + 2 = 4$	Even
3	$3 + 3 = 6$	Even
4	$4 + 4 = 8$
5	$5 + 5 = 10$
6	$6 + 6 = 12$
7	$7 + 7 = 14$
8	$8 + 8 = 16$
9	$9 + 9 = 18$
10	$10 + 10 = 20$

Number	Double	Odd / Even
11	$11 + 11 = 22$	Even
12	$12 + 12 = 24$	Even
13	$13 + 13 = \dots\dots\dots$	Even
14	$14 + 14 = \dots\dots\dots$
15	$15 + 15 = \dots\dots\dots$
16
17
18
19
20

Notice

The double of all numbers are even numbers.

Activities from the school book

Exercise 1

Complete the table :

EX →

Example	Sum	Odd / Even
$5 + 4$	9	Odd
$3 + 3$	6	Even
$5 + 6$
$4 + 4$
$7 + 7$
$9 + 6$
$10 + 1$
$10 + 2$
$20 + 9$
$30 + 5$

Notice


Even number + Even number = Even number

Odd number + Odd number = Even number

Even number + Odd number = Odd number

Exercise 2

Colour the even number by green and colour the odd number by blue :



Exercises on lesson (71 , 72 , 73)

① Write (even or odd) in the suitable place
(as the example A and B)

a 64 even

b 481 odd

c 54

d 45

e 83

f 16

g 0

h 85

i 29

j 520

k 386

l 978

m 160

n 187

o 109

② Answer the following :

a Underline the odd number :

40 , 431 , 307 , 145 , 610 , 295 , 274

b Circle the even number :

208 , 173 , 136 , 524 , 150 , 495

③ Complete by even number to make 100 :

a 98 ,

b 64 ,

c 48 ,

d 80 ,

e 4 ,

f 10 ,

④ Complete by odd number to make 100 :

a 99 ,

b 3 ,

c 55 ,

d 87 ,

e 49 ,

f 11 ,

5 Complete :

- a The even numbers between 15 and 25 are
- b The even number just before 165 is
- c The odd numbers between 30 and 41 are
- d Even numbers + 2 = Number
- e The odd number comes just after 569 is

6 (Without adding) write the (even or odd) as the example (A) ?

- | | | | |
|------------|-------|------------|-------|
| a $95 + 5$ | even | b $22 + 2$ | |
| c $30 + 5$ | | d $57 + 2$ | |
| e $41 + 3$ | | f $82 + 3$ | |
| g $47 + 2$ | | h $75 + 4$ | |

7 Complete :

- a Write 4 even numbers between 1 and 10.

Solution : The numbers is,,,

- b Write 5 consecutive odd numbers the greatest one is 21

Solution : The numbers is,,,,

Lesson (74, 75)

Visual pattern

Hint

After his parents the student repeats the name of the month (Day - Date - Month - Year)

Activity 1 Complete the table :

Yesterday	Saturday	Wednesday	Tuesday
Today	Friday
Tomorrow	Monday


Activity 2 Choose the correct answer :

a) 1 day = hours. (12 , 24 , 7)

b) The month comes after May is
(February , April , June)

Activity 3 Draw the hand according to the time.

Eating lunch



3 : 00

The beginning of
The Arabic lesson







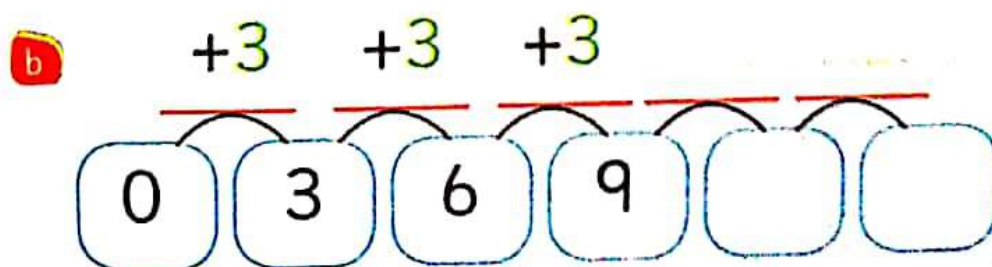
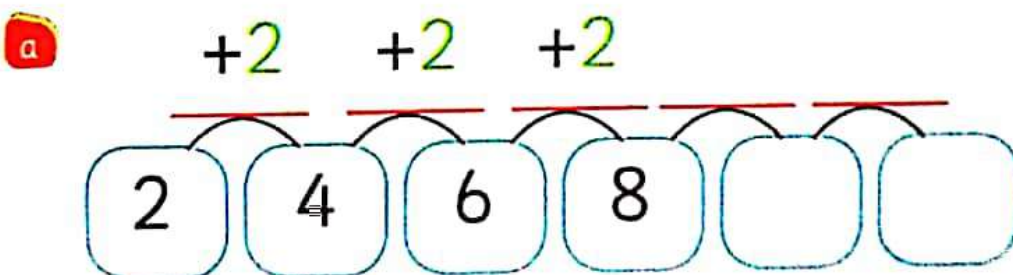
9 : 30

Start of the day



7 : 15

Visual pattern

Exercise 1 Notice :What you notice :    We notice is repeating :   is called pattern**Exercise 2** Complete the pattern :    The pattern      The pattern      The pattern**Exercise 3** Complete the pattern :

Exercise 4 Complete the pattern (as the example) :

EX \rightarrow $\begin{array}{ccccccc} -5 & -5 & -5 & -5 & -5 & -5 & \dots \end{array}$
 $\begin{array}{ccccccc} 70 & 65 & 60 & 55 & & & \dots \end{array}$

solution \rightarrow $\begin{array}{cccccccc} -5 & -5 & -5 & -5 & -5 & -5 & -5 & -5 \end{array}$
 $\begin{array}{cccccccc} 70 & 65 & 60 & 55 & 50 & 45 & 40 & 35 & 30 \end{array}$

a $\begin{array}{ccccccc} -5 & -5 & -5 & -5 & -5 & -5 & \dots \end{array}$
 $\begin{array}{ccccccc} 45 & 40 & 35 & 30 & & & \dots \end{array}$

b $\begin{array}{ccccccc} -3 & -3 & -3 & -3 & -3 & \dots & \dots \end{array}$
 $\begin{array}{ccccccc} 24 & 21 & 18 & & & & \dots \end{array}$

c $\begin{array}{ccccccc} -7 & -7 & -7 & -7 & \dots & \dots & \dots \end{array}$
 $\begin{array}{ccccccc} 35 & 28 & & & & & \dots \end{array}$

d $\begin{array}{ccccccc} -4 & -4 & -4 & -4 & \dots & \dots & \dots \end{array}$
 $\begin{array}{ccccccc} 40 & 36 & & & & & \dots \end{array}$

e $\begin{array}{ccccccc} +10 & +10 & +10 & +10 & +10 & +10 & \dots \end{array}$
 $\begin{array}{ccccccc} 0 & 10 & 20 & 30 & & & \dots \end{array}$

Exercises on lesson (74 , 75)

1 Complete the pattern (as the example) :

a  The pattern 

b  The pattern

c  The pattern

d  The pattern

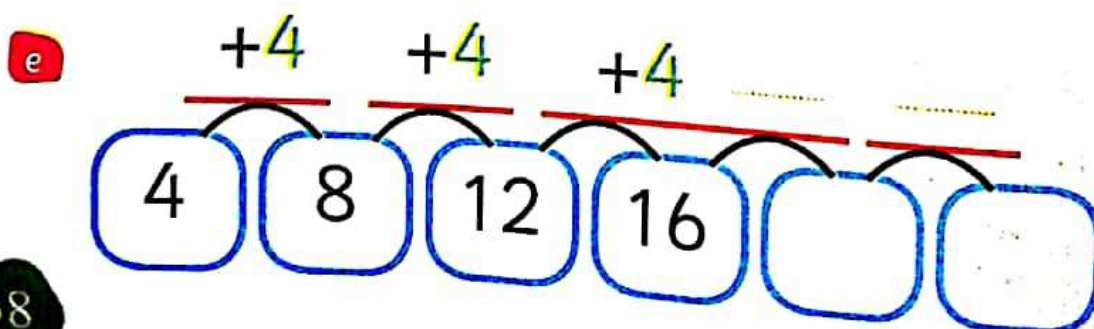
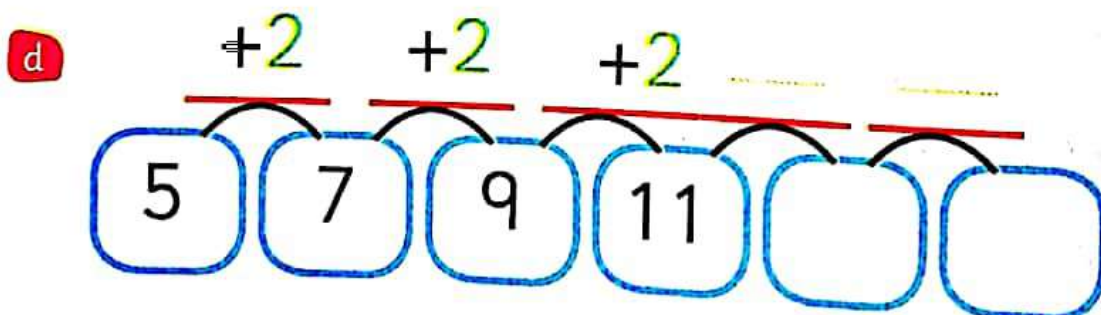
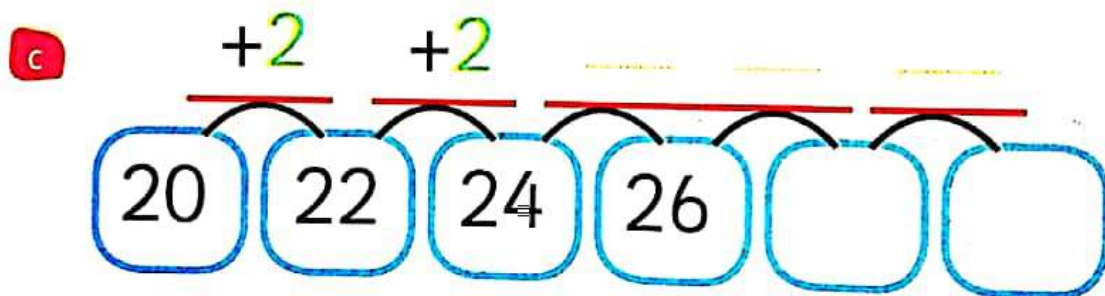
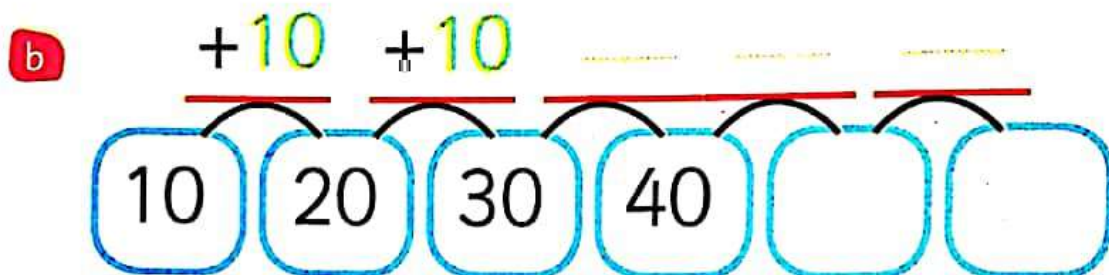
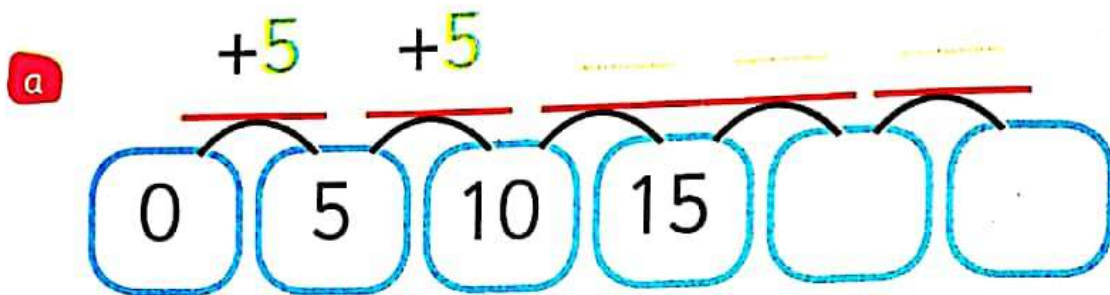
e  The pattern

f  The pattern

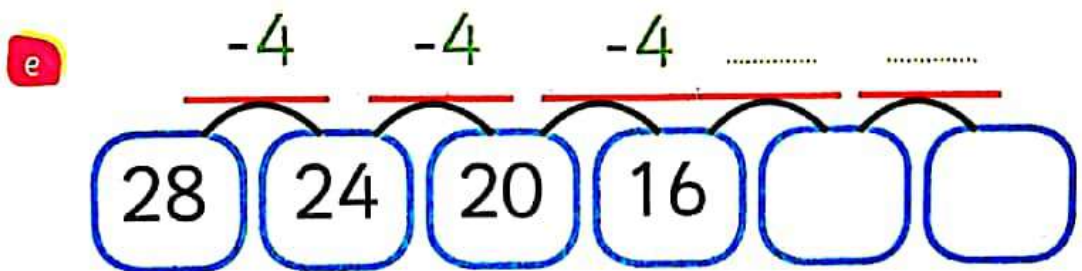
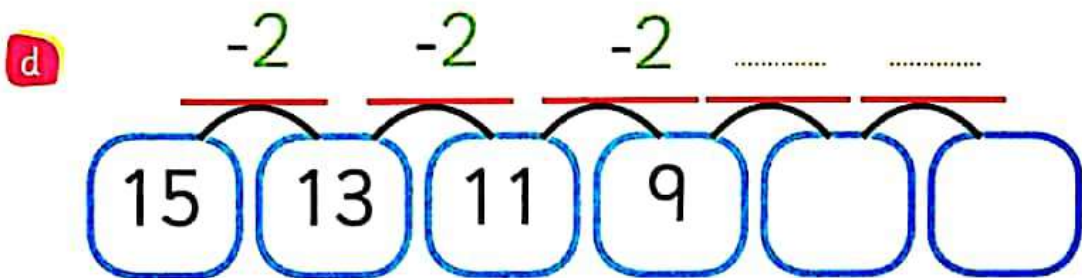
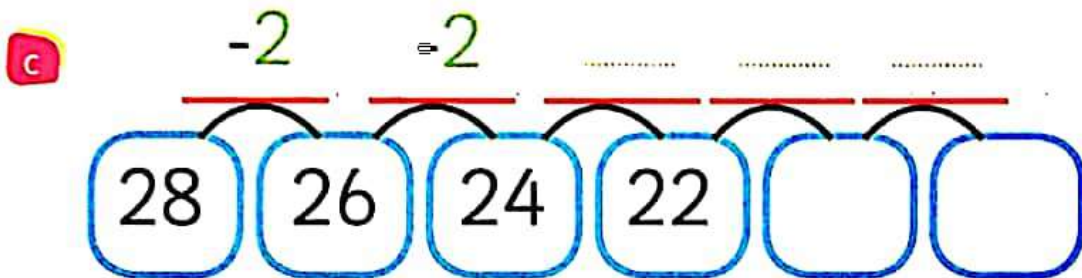
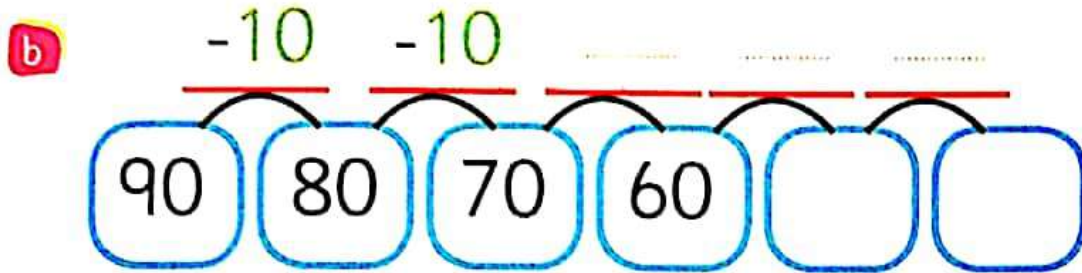
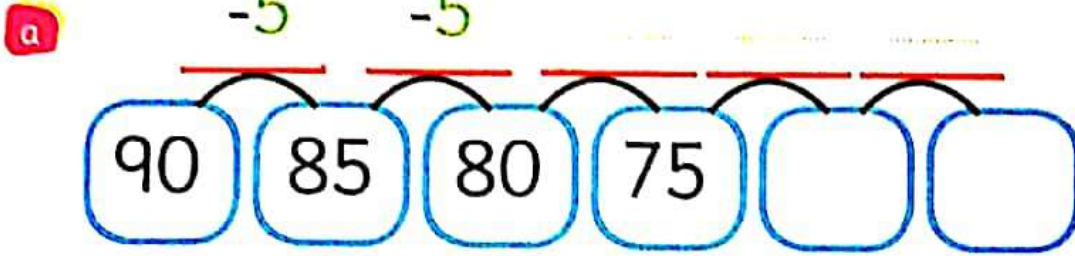
g  The pattern

h ABC ABC ABC The pattern

Unit 2
2
② Complete the pattern :

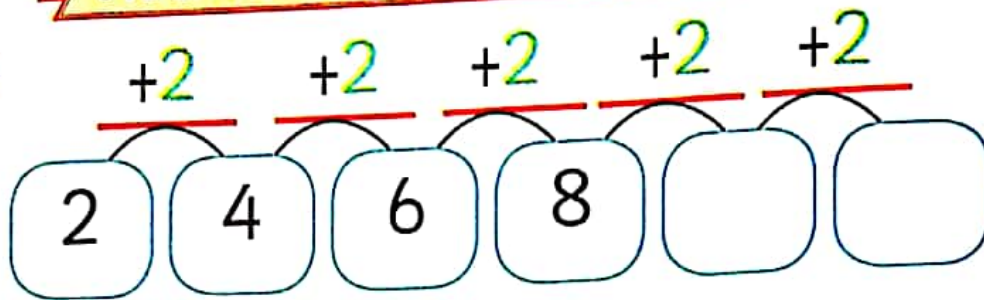


3 Complete the pattern :

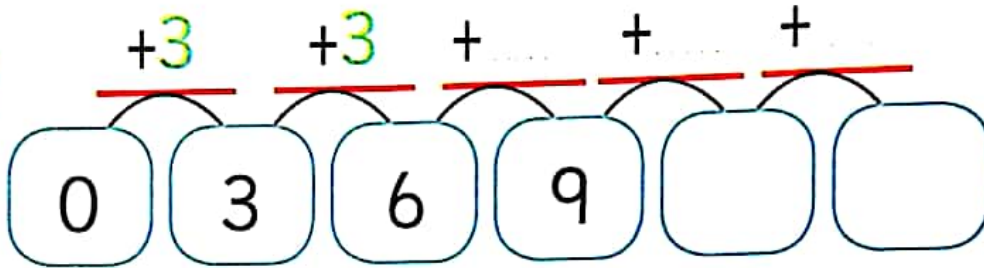


Activities from the school book

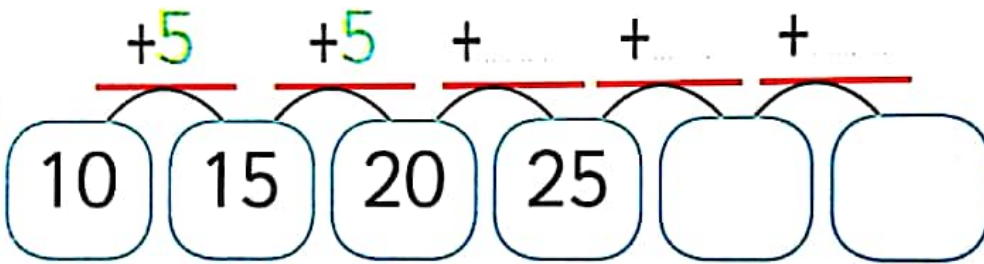
a



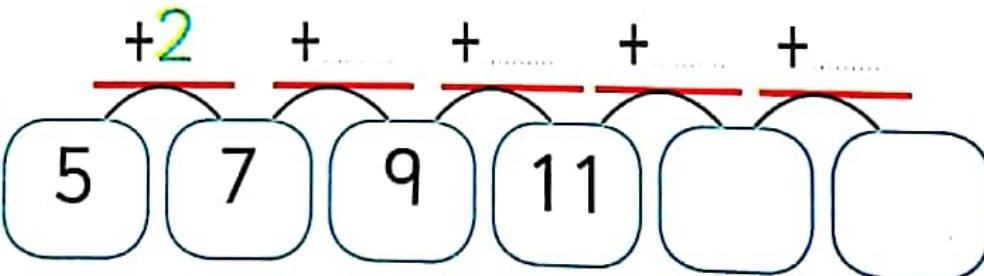
b



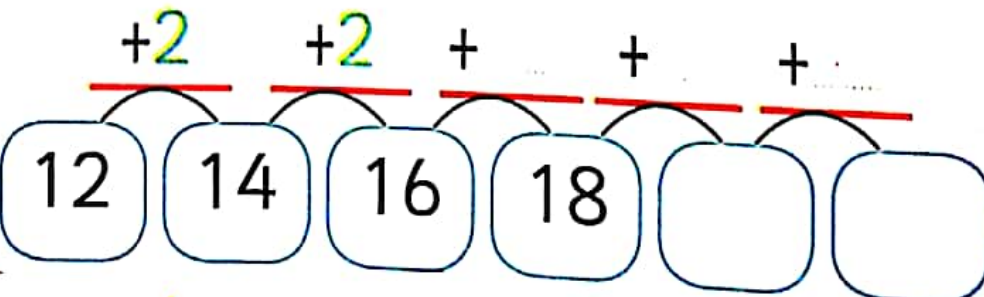
c



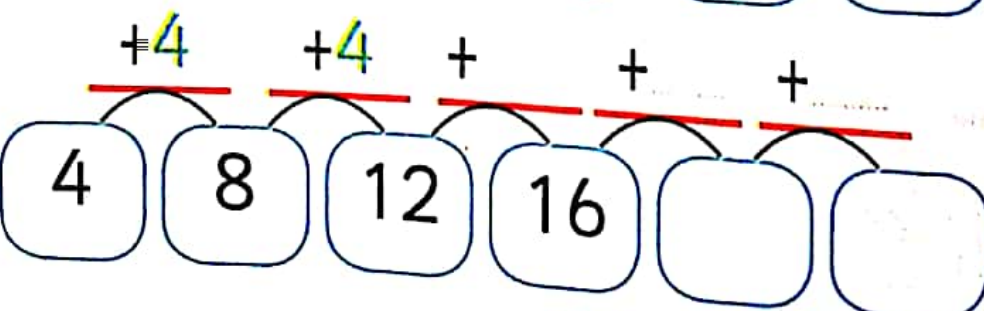
d



e



f



Lesson (76. 77)

Apply on the pattern

Hint

After the parents student repeats
(Day - Date - Month - Year).

Activity 1 Join as the example :



Activity 2 Write the time :

a Breakfast at : am.



b The match beginning at : pm.



c We go to cinema at : pm.



Bakkar in maths

Activity 3 Join as the example :

59 , 52 , 45 , 38 , 31

26 , 30 , 34 , 38 , 42

Rule : + 4

Rule : + 8

Rule : - 7

Rule : - 3

Exercise 1 Join :

75 , 66 , 57 , ,

Rule : + 10

30 , 40 , 50 , ,

Rule : + 6

12 , 18 , 24 , ,

Rule : - 9

Exercise 2 Join :

66 , 70 , 74 , , , ,

Rule : - 3

90 , 80 , 70 , , , ,

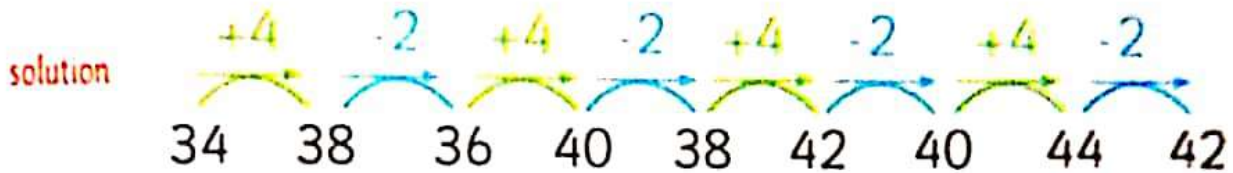
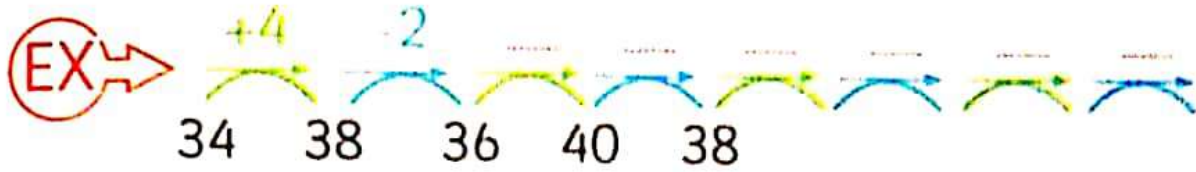
Rule : + 4

27 , 24 , 21 , , , ,

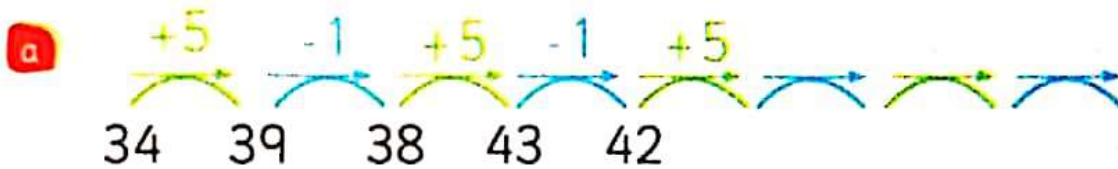
Rule : - 10

Exercise 3

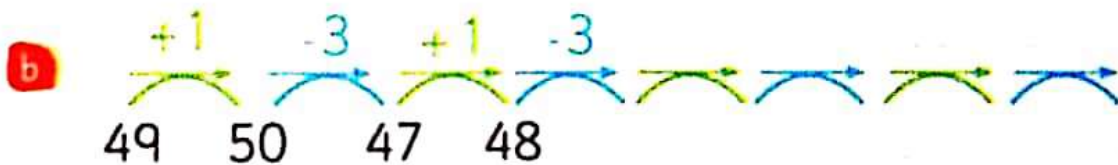
Notice the pattern and complete :



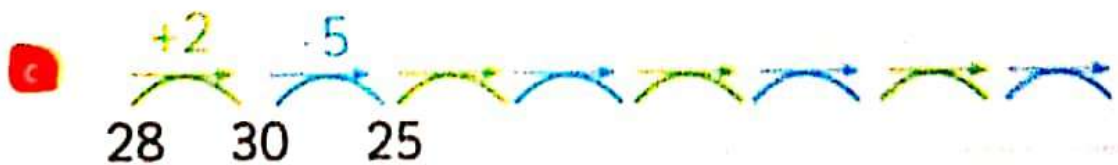
The rule is : $+4, -2$



The rule is : ,



The rule is : ,



The rule is : ,

Exercises on lesson (76 , 77)

① Join :

37 , 35 , 33 , 31 , 29

Rule : + 10

Rule : + 5

Rule : - 2

52 , 62 , 72 , 82 , 92

Rule : - 10

② Join :

21 , 41 , 61 , ,

Rule : + 7

30 , 27 , 24 , ,

Rule : + 20

3 , 10 , 17 , ,

Rule : - 3

③ Join :

150 , 148 , 146 , , , ,

Rule : - 10

200 , 210 , 220 , , , ,

Rule : + 10

200 , 190 , 180 , , , ,

Rule : - 2

4 Complete in the same pattern :

a

$$\begin{array}{ccccccc} +5 & -2 & +5 & -2 & +5 & \dots & \dots \\ \text{10} & \text{15} & \text{13} & \text{18} & \text{16} & \dots & \dots \end{array}$$

The rule is : \dots , \dots

b

$$\begin{array}{ccccccc} +3 & -1 & +3 & -1 & \dots & \dots & \dots \\ \text{49} & \text{52} & \text{51} & \text{54} & \dots & \dots & \dots \end{array}$$

The rule is : \dots , \dots

c

$$\begin{array}{ccccccc} +4 & -3 & +4 & -3 & \dots & \dots & \dots \\ \text{30} & \text{34} & \text{31} & \dots & \dots & \dots & \dots \end{array}$$

The rule is : \dots , \dots

d

$$\begin{array}{ccccccc} +10 & -5 & +10 & -5 & \dots & \dots & \dots \\ \text{100} & \text{110} & \text{105} & \dots & \dots & \dots & \dots \end{array}$$

The rule is : \dots , \dots

e

$$\begin{array}{ccccccc} -10 & +5 & -10 & +5 & \dots & \dots & \dots \\ \text{100} & \text{90} & \text{95} & \dots & \dots & \dots & \dots \end{array}$$

The rule is : \dots , \dots

f

$$\begin{array}{ccccccc} +5 & -5 & +5 & -5 & \dots & \dots & \dots \\ \text{48} & \text{53} & \text{48} & \dots & \dots & \dots & \dots \end{array}$$

The rule is : \dots , \dots

Activities from the school book

Exercise 1

Join :

The pattern

EX →

75 , 66 , 57 , 48 , 39 , 30

30 , 40 , 50 , , ,

12 , 18 , 24 , , ,

90 , 80 , 70 , , ,

66 , 70 , 74 , , ,

27 , 24 , 21 , , ,

The rule

● - 10

● + 6

● - 9

● + 4

● - 3

● + 10

Exercise 2

Write a pattern by yourself :

Rule : +5 , -1

Solution →

+5 -1 +5 -1 +5

↗ ↘ ↗ ↘ ↗ ↘

.....

Lesson (78, 79, 80)

The array

Hint

After the parents student repeats
(Day - Date - Month - Year).

Activity

1

Write the minutes :



Quarter an hour
= minuts



Half an hour
= minuts



3 quarter an hour
= minuts



1 hour
= minuts

Activity

2

Complete the table :

Yesterday	Thursday	Tuesday
Today	Sunday
Tomorrow	Wednesday

Activity


3

Complete the table :

January	February	April
.....	July
.....	October	December

The array

Picture 1



Row   

Row   

The two row
similar

The picture (1) is array







Column Column Column

The columns are similar
3 column

Picture (1) array

Picture 2




Row   

Row  

The two row
not similar

The picture (2) is not array




Column Column Column

The column is
not Similar


Picture (2) not array

Exercise 1

Put (✓) under the figure which
Represent array.



(.....)




(.....)

Activity

4

Finding the number of Array by 2 ways :

First : **using rows**Number
of rows

2




Sum elements of each row


Then

The equation of rows

$$4 + 4 = 8$$

Second : **using column**Number
of column

4



2 2 2 2

Sum elements of each column

Then

The equation of column


$$2 + 2 + 2 + 2 = 8$$

Expressing an array


To express the array as : Number of rows by number of column.



Array 2 by 4



Array 3 by 4



Array 2 by 4

Exercise

2

Write the equation of rows-column
Express an array.

a



Number of rows 2 $5 + 5 = 10$

Number of columns 5 $2+2+2+2+2 = 10$

Then as array 2 by 5

b




Number of rows 2 $3 + 3 = 6$

Number of columns 3 $2+2+2 = 6$

Then as array 2 by 3

c



Number of rows 2 $6 + 6 = 12$

Number of columns 6 $2+2+2+2+2+2 = 12$

Then as array 2 by 6

d



Number of rows 3 $2 + 2 + 2 = 6$

Number of columns 2 $3 + 3 = 6$

Then as array 3 by 2

e



Number of rows 3 $4 + 4 + 4 = 12$

Number of columns 4 $3 + 3 + 3 = 12$

Then as array 3 by 4

Exercises on lesson (78 , 79 , 80)

① Complete the following :



Number of columns
Addition equation
 $3 + \quad + \quad =$




Number of rows
Addition equation
 $5 + \quad =$



Number of columns
Addition equation
 $6 + \quad =$



Number of rows
Addition equation
 $5 + \quad + \quad =$




Number of columns
Addition equation
 $\dots + \dots + \dots + \dots =$



Number of rows
Addition equation
 $\quad + \quad + \quad =$

- 2 Count the number of rows and column and express the array :




Number of rows
 Number of columns
 An array by



Number of rows
 Number of columns
 An array by



Number of rows
 Number of columns
 An array by



Number of rows
 Number of columns
 An array by



Number of rows
 Number of columns
 An array by



Number of rows
 Number of columns
 An array by

Activities from the school book



Number of rows

Number of columns

An array by



Number of rows

Number of columns

An array by



Number of rows

Number of columns

An array by



Number of rows

Number of columns

An array by



Number of rows

Number of columns

An array by



Number of rows

Number of columns

An array by

Bakkar in maths

Check

Self - check 1

1 Write the even number just after the following :

a 2 ,

b 96 ,

c 32 ,

d 360 ,

e 274 ,

f 978 ,


2 Write the equation of the array :

Number of rows :

..... + + =

Number of column :

..... + + + =



Then as array by

3 Complete the table :

The addend	The sum	Even/Odd
10 + 2		
20 + 9		
30 + 5		

4 Complete the pattern and join :

13 , 15 , 17 , , ,

66 , 76 , 86 , , ,

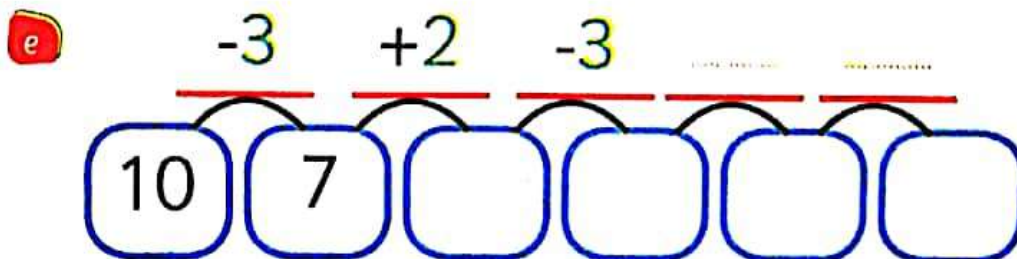
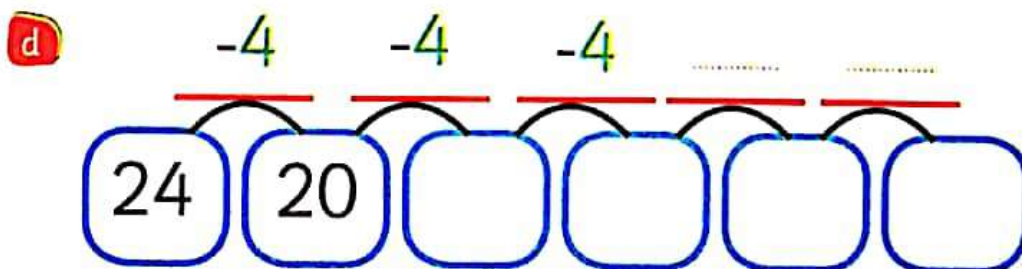
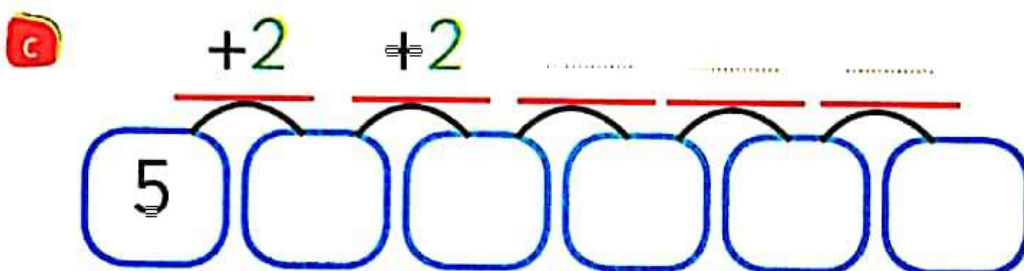
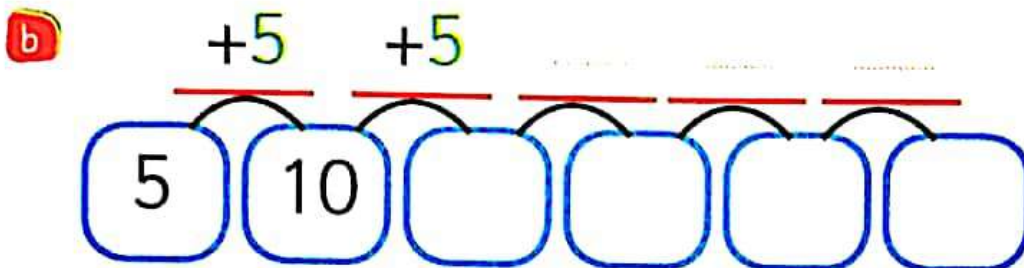
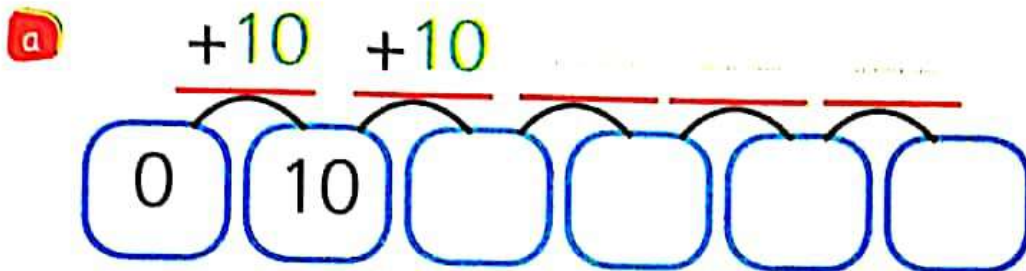
80 , 70 , 60 , , ,

• - 10

• + 2

• + 10

5 Complete :





Self - check 2

1) Underline the odd numbers :

201 , 953 , 620 , 510 , 307 , 135 , 200

2) Complete the pattern and write the rule :

The rule

5 , 10 , 15 , , ,

.....

4 , 8 , 12 , , ,

.....

90 , 80 , 70 , , ,

.....

3) Complete to make 100 :

a 64 ,

b 40 ,

c 98 ,

d 50 ,

e 18 ,


f 70 ,

4) Complete :

Number of rows :

Number of column :

Then as array by



5 Complete :

a

+4 +4

1 5 9

b

+3 +3

0 3

c

+2 +2

3

d

-2 -2 -2

20 18

e

-3 -3

30

For more activities and exercises, enjoy with the skill skills

Unit Three

Estimation



Lesson (81)

Estimation


Hint

After his parents the student repeats the name of the (Day - Date - Month - Year).

Activity

1

Using ruler write the length of each of the following :



The length =



The length =



The length =



The length =



The length =



The length =



The length =



The length =

Activity 2 Estimation :

According to the digit in (The left place)
the estimation not gave exactly answer .

First : estimate 32

32 contain two digits . cancel the ones and keep
the tens as it is , then 32 estimated to 30

So on : 37 estimate to 30

Exercise 1

Estimate $32 + 54$:

$\begin{array}{r} 32 \\ + 54 \\ \hline \end{array}$	$\xrightarrow{\text{Estimated to}}$ $\xrightarrow{\text{Estimated to}}$	$\begin{array}{r} 30 \\ + 50 \\ \hline 80 \end{array}$
---	--	--

Then $32 + 54$
Estimate to 80

Exercise 2

Estimate $82 - 37$:

$\begin{array}{r} 82 \\ - 37 \\ \hline \end{array}$	$\xrightarrow{\text{Estimated to}}$ $\xrightarrow{\text{Estimated to}}$	$\begin{array}{r} 80 \\ - 30 \\ \hline 50 \end{array}$
---	--	--

Then $82 - 37$
Estimate to 50

Exercise 3

Estimate $31 + 78$:

$\begin{array}{r} 31 \\ + 78 \\ \hline \end{array}$	$\xrightarrow{\text{Estimated to}}$ $\xrightarrow{\text{Estimated to}}$	$\begin{array}{r} \dots\dots\dots \\ + \dots\dots\dots \\ \hline \dots\dots\dots \end{array}$
---	--	---

80

Exercise 4

Estimate $78 - 31$:

$\begin{array}{r} 78 \\ - 31 \\ \hline \end{array}$	$\xrightarrow{\text{Estimated to}}$ $\xrightarrow{\text{Estimated to}}$	$\begin{array}{r} \dots\dots\dots \\ - \dots\dots\dots \\ \hline 40 \end{array}$
---	--	--

Primary two - second term

Second : estimate 476

The number 476 contains 3 places ones, tens, hundreds
Cancel the tens and the ones and keep the hundred as it
Is then 476 estimate to 400.

So on : 715 estimate to 700

Exercise 5 Estimate $360 + 44$:

$\begin{array}{r} 360 \\ + 44 \\ \hline \end{array}$	$\xrightarrow{\text{Estimate to}}$ $\xrightarrow{\text{Estimate to}}$	$\begin{array}{r} 300 \\ + 40 \\ \hline 340 \end{array}$
--	--	--

Then $360 + 44$
Estimate to 340

Exercise 6 Estimate $588 - 137$:

$\begin{array}{r} 588 \\ - 137 \\ \hline \end{array}$	$\xrightarrow{\text{Estimate to}}$ $\xrightarrow{\text{Estimate to}}$	$\begin{array}{r} 500 \\ - 100 \\ \hline 400 \end{array}$
---	--	---

Then $588 - 137$
Estimate to 400

Exercise 7 Estimate $636 + 18$:

$\begin{array}{r} 636 \\ + 18 \\ \hline \end{array}$	$\xrightarrow{\text{Estimate to}}$ $\xrightarrow{\text{Estimate to}}$	$\begin{array}{r} \\ + \\ \hline \end{array}$
--	--	---

Exercise 8 Estimate $715 - 399$:

$\begin{array}{r} 715 \\ - 399 \\ \hline \end{array}$	$\xrightarrow{\text{Estimate to}}$ $\xrightarrow{\text{Estimate to}}$	$\begin{array}{r} \\ - \\ \hline \end{array}$
---	--	---

Exercises on lesson (81)

1 Find the result of the following :

$\begin{array}{r} 69 \\ + 24 \\ \hline \end{array}$	Estimated to Estimated to	$\begin{array}{r} \dots\dots\dots \\ + \dots\dots\dots \\ \hline \dots\dots\dots \end{array}$	$\begin{array}{r} 69 \\ - 24 \\ \hline \end{array}$	Estimated to Estimated to	$\begin{array}{r} \dots\dots\dots \\ - \dots\dots\dots \\ \hline \dots\dots\dots \end{array}$
---	------------------------------	---	---	------------------------------	---

$\begin{array}{r} 96 \\ + 17 \\ \hline \end{array}$	Estimated to Estimated to	$\begin{array}{r} \dots\dots\dots \\ + \dots\dots\dots \\ \hline \dots\dots\dots \end{array}$	$\begin{array}{r} 96 \\ - 17 \\ \hline \end{array}$	Estimated to Estimated to	$\begin{array}{r} \dots\dots\dots \\ - \dots\dots\dots \\ \hline \dots\dots\dots \end{array}$
---	------------------------------	---	---	------------------------------	---

$\begin{array}{r} 55 \\ + 32 \\ \hline \end{array}$	Estimated to Estimated to	$\begin{array}{r} \dots\dots\dots \\ + \dots\dots\dots \\ \hline \dots\dots\dots \end{array}$	$\begin{array}{r} 55 \\ - 32 \\ \hline \end{array}$	Estimated to Estimated to	$\begin{array}{r} \dots\dots\dots \\ - \dots\dots\dots \\ \hline \dots\dots\dots \end{array}$
---	------------------------------	---	---	------------------------------	---

$\begin{array}{r} 276 \\ + 135 \\ \hline \end{array}$	Estimated to Estimated to	$\begin{array}{r} 200 \\ + 100 \\ \hline \end{array}$	$\begin{array}{r} 276 \\ - 135 \\ \hline \end{array}$	Estimated to Estimated to	$\begin{array}{r} \dots\dots\dots \\ - \dots\dots\dots \\ \hline \dots\dots\dots \end{array}$
---	------------------------------	---	---	------------------------------	---

$\begin{array}{r} 605 \\ + 237 \\ \hline \end{array}$	Estimated to Estimated to	$\begin{array}{r} \dots\dots\dots \\ + \dots\dots\dots \\ \hline \dots\dots\dots \end{array}$	$\begin{array}{r} 605 \\ - 237 \\ \hline \end{array}$	Estimated to Estimated to	$\begin{array}{r} \dots\dots\dots \\ - \dots\dots\dots \\ \hline \dots\dots\dots \end{array}$
---	------------------------------	---	---	------------------------------	---

2 Estimate the following :

$$68 + 21 \rightarrow \begin{array}{|c|} \hline 60 \\ \hline + 20 \\ \hline 80 \\ \hline \end{array}$$

$$56 + 31 \rightarrow \begin{array}{|c|} \hline \\ \hline + \\ \hline \\ \hline \end{array}$$

$$120 + 340 \rightarrow \begin{array}{|c|} \hline \\ \hline + \\ \hline \\ \hline \end{array}$$

$$470 - 260 \rightarrow \begin{array}{|c|} \hline \\ \hline - \\ \hline \\ \hline \end{array}$$

$$31 + 56 \rightarrow \begin{array}{|c|} \hline \\ \hline + \\ \hline \\ \hline \end{array}$$

$$303 + 569 \rightarrow \begin{array}{|c|} \hline \\ \hline + \\ \hline \\ \hline \end{array}$$

$$84 - 43 \rightarrow \begin{array}{|c|} \hline \\ \hline - \\ \hline \\ \hline \end{array}$$

$$409 - 298 \rightarrow \begin{array}{|c|} \hline \\ \hline - \\ \hline \\ \hline \end{array}$$

$$290 - 110 \rightarrow \begin{array}{|c|} \hline \\ \hline - \\ \hline \\ \hline \end{array}$$

$$199 - 88 \rightarrow \begin{array}{|c|} \hline \\ \hline - \\ \hline \\ \hline \end{array}$$

Remember : That the estimation used to find value near to the exactly value

Activities from the school book

Activity

Estimate the following :

Estimate to $82 + 54$ $80 + 50 = 130$

a $93 - 41$ $\square - \square = \square$

b $53 + 15$ $\square + \square = \square$

c $86 - 25$ $\square - \square = \square$

d $57 + 22$ $\square + \square = \square$

e $72 - 54$ $\square - \square = \square$

f $35 + 92$ $\square + \square = \square$

g $140 + 234$ $\square + \square = \square$

h $581 - 348$ $\square - \square = \square$

i $378 + 234$ $\square + \square = \square$

Lesson (82, 83)

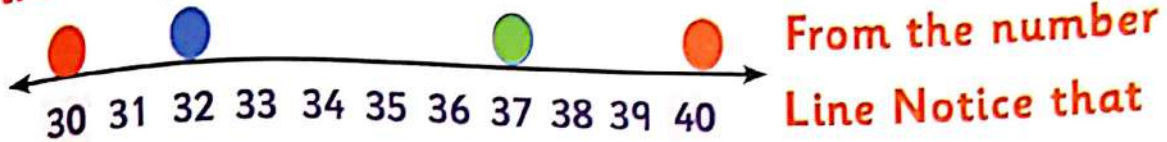
Approximation

Activity 1 Approximation :

Approximation is one of the strategies that gave a very near result to the actually result .

*** Using number line to approximating to the nearest 10

First : Approximate to the nearest 10



* 32 is near to 30 * 37 is near to 40

Rule :

To approximate 2 - digit numbers look at the ones place
Remove it and put 0 then do the following .

- a) If the ones digits less than 5 keep the tens digit as it is .
- b) If the ones digits more than or equal 5 add 1 to the tens digit.

Activity 2 Notice :

Number	Ones digit	Tens digit	Approximate digit
61	1 (less than 5)	6	60 (The tens as it is)
72	2 (less than 5)	7	70 (The tens as it is)
53	3 (less than 5)	5	50 (The tens as it is)
24	4 (less than 5)	2	20 (The tens as it is)
35	5	3	40 (Add 1 to the tens digit)
76	6 (more than 5)	7	80 (Add 1 to the tens digit)
67	7 (more than 5)	6	70 (Add 1 to the tens digit)
18	8 (more than 5)	1	20 (Add 1 to the tens digit)
39	9 (more than 5)	3	40 (Add 1 to the tens digit)

Exercise 1 Using approximation. Find the result of following:

$\begin{array}{r} 31 \\ + 78 \\ \hline \end{array}$	Approximated to	$\begin{array}{r} 30 \\ + 80 \\ \hline 110 \end{array}$	$\begin{array}{l} \text{Then } 31 + 78 \\ \text{Approximated to} \\ 110 \end{array}$
	Approximated to		

Exercise 2 Using approximation. Find the result of following:

$\begin{array}{r} 54 \\ - 25 \\ \hline \end{array}$	Approximated to	$\begin{array}{r} 50 \\ - 30 \\ \hline 20 \end{array}$	$\begin{array}{l} \text{Then } 54 - 25 \\ \text{Approximated to} \\ 20 \end{array}$
	Approximated to		

Exercise 3 Using approximation. Find the result of following:

$\begin{array}{r} 75 \\ + 38 \\ \hline \end{array}$	Approximated to	$\begin{array}{r} \dots\dots\dots \\ + \dots\dots\dots \\ \hline \dots\dots\dots \end{array}$
	Approximated to	

$\begin{array}{r} 96 \\ - 23 \\ \hline \end{array}$	Approximated to	$\begin{array}{r} \dots\dots\dots \\ - \dots\dots\dots \\ \hline \dots\dots\dots \end{array}$
	Approximated to	

$\begin{array}{r} 65 \\ + 12 \\ \hline \end{array}$	Approximated to	$\begin{array}{r} \dots\dots\dots \\ + \dots\dots\dots \\ \hline \dots\dots\dots \end{array}$
	Approximated to	

$\begin{array}{r} 69 \\ - 30 \\ \hline \end{array}$	Approximated to	$\begin{array}{r} \dots\dots\dots \\ - \dots\dots\dots \\ \hline \dots\dots\dots \end{array}$
	Approximated to	

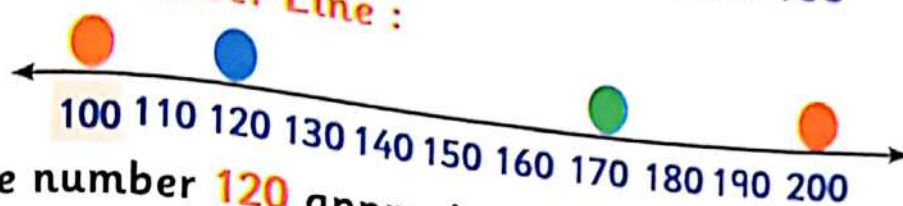
$\begin{array}{r} 44 \\ + 42 \\ \hline \end{array}$	Approximated to	$\begin{array}{r} \dots\dots\dots \\ + \dots\dots\dots \\ \hline \dots\dots\dots \end{array}$
	Approximated to	

$\begin{array}{r} 93 \\ - 77 \\ \hline \end{array}$	Approximated to	$\begin{array}{r} \dots\dots\dots \\ - \dots\dots\dots \\ \hline \dots\dots\dots \end{array}$
	Approximated to	

Second : approximate to the nearest 100

From the number Line :

Estimation



* The number **120** approximated to **100**

* The number **170** approximated to **200**

Rule :

To approximate 3 - digit numbers remove at the tens and ones place and put zero in each place then follow the following.

- If the tens digits less than 5 keep the hundred place as it is .
- If the tens digits more than or equal 5 add one to the hundred digit .

Notice :

Approximate to the nearest 100 gave perfect hundred

Activity 3 Notice :

Number	The tens digit	Hundred digit	Approximate the nearest 100
519	1 (less than 5)	5	500 (The hundred place as it is)
723	2 (less than 5)	7	700 (The hundred place as it is)
137	3 (less than 5)	1	100 (The hundred place as it is)
348	4 (less than 5)	3	300 (The hundred place as it is)
652	5	6	700 (Add 1 to hundred place)
461	6 (more than 5)	4	500 (Add 1 to hundred place)
374	7 (more than 5)	3	400 (Add 1 to hundred place)
186	8 (more than 5)	1	200 (Add 1 to hundred place)
892	9 (more than 5)	8	900 (Add 1 to hundred place)

Exercise

4

Using the number line approximate to the nearest

The number 372 approximated to 400



The number 621 approximated to



The number 195 approximated to



Exercise

5

Find the result using the approximation as Ex :

Ex

270	Approximated to	300
+ 185	Approximated to	+ 200
.....		500

230	Approximated to
- 190	Approximated to	-
.....	

523	Approximated to
+ 123	Approximated to	+
.....	

160	Approximated to
- 99	Approximated to	-
.....	

309	Approximated to
+ 455	Approximated to	+
.....	

542	Approximated to
- 120	Approximated to	-
.....	

Exercises on lesson (82 , 83)

1 Complete the following table :

The number	Estimation According to left digit	Approximation
85	80	90
193
27
573
646
69
45

2 Approximate to the nearest 10 using number line :

The approximation of 86 is



The approximation of 43 is



The approximation of 17 is



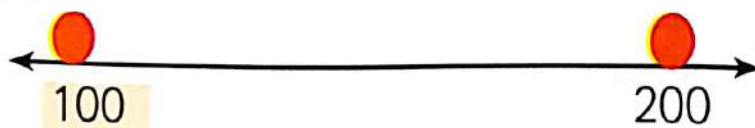
Bakkar in maths

3 Complete the following table :

The problem	The approximation	The result
Ex: $144 + 573$	$100 + 600$	700
$905 - 417$	$\dots - \dots$	\dots
$67 + 245$	$\dots + \dots$	\dots
$615 - 317$	$\dots - \dots$	\dots
Eslam has 625 hens and bought another 135 hens estimate the number of hens	$\dots + \dots$	\dots
Miada has 340 pounds she Save anther 170 pounds estimate the number estimate how much remain with him	$\dots - \dots$	\dots

4 Approximate to the nearest 100 using the number line :

187 approximated to



434 approximated to



860 approximated to



Lesson

(84, 85, 86)

Adding by renaming

Hint

After his parents the student repeats the name of the (Day - Date - Month - Year).

Activity

1

Using ruler to find the length of the following . then arrange the lengths ascendingly:



(..... cm)



(..... cm)



(..... cm)

The order : , ,

Activity

2

Join with the suitable unit :



Centimetre

Metre

Activity

3

Some units for measuring weight:
(Kilogram - Gram)

Kilogram (kg)

Gram (gm)



50
gram

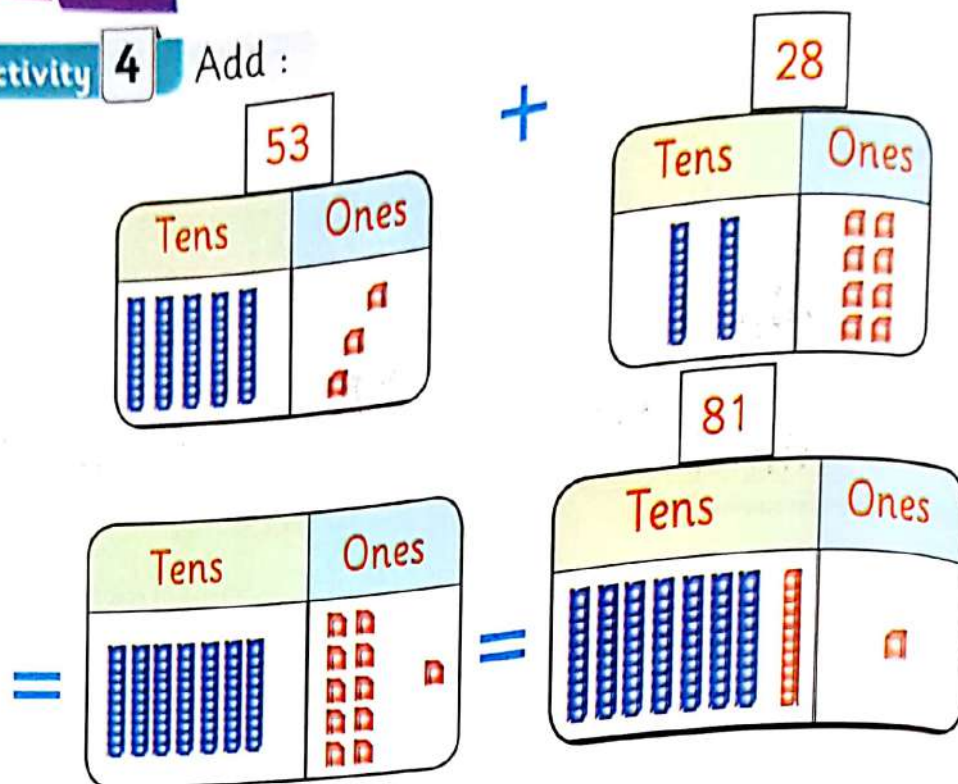


5 kilogram

Activity

4

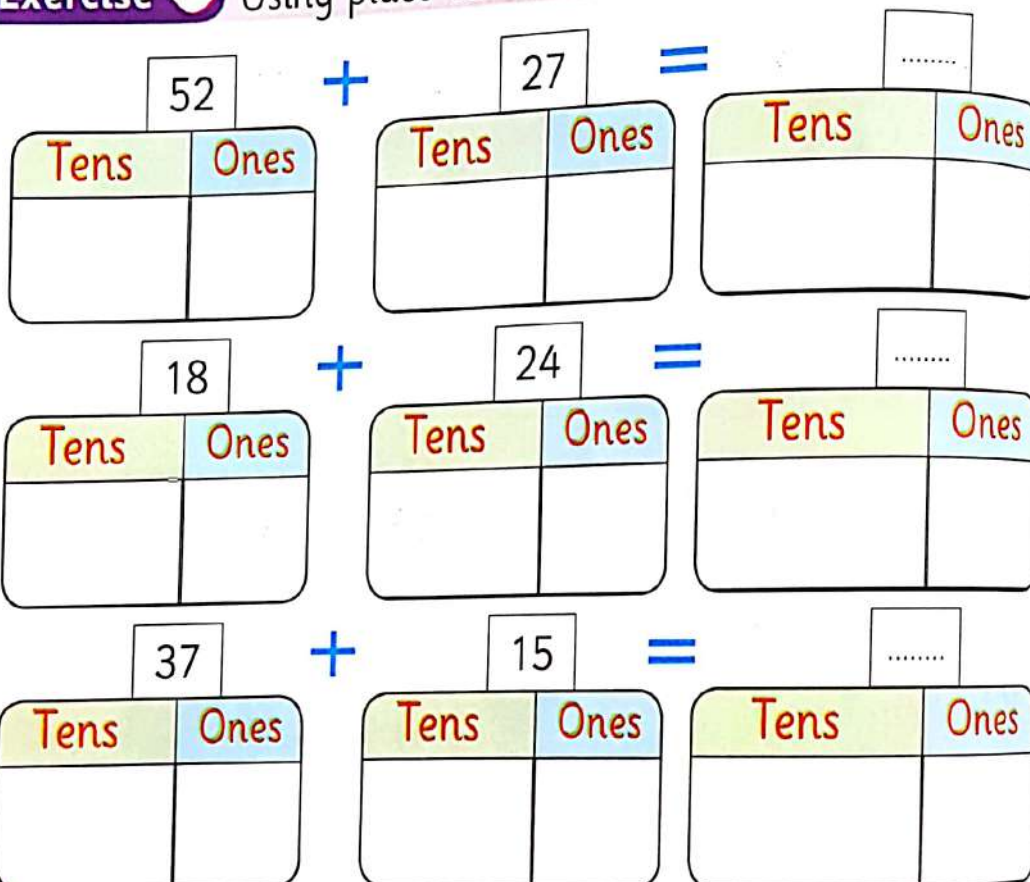
Add :



Exercise








1

Using place value table find the following :



Activity 5 Add :

$$52 + 63 = \dots\dots$$

Hundreds	Tens	Ones		Hundreds	Tens	Ones
		 	=			 

$$52 + 63 = 115$$

Exercise 2 Using place value table find the following :

$$53 + 13 = \dots\dots$$

Hundreds	Tens	Ones

$$32 + 77 = \dots\dots$$

Hundreds	Tens	Ones

$$35 + 81 = \dots\dots$$

Hundreds	Tens	Ones

$$52 + 52 = \dots\dots$$

Hundreds	Tens	Ones

Activities from the school book

Activity 6 Using ice-cream stick to find the sum of the following:

18	+	24	=	
Tens	Ones	Tens	Ones	Tens

32	+	18	=	
Tens	Ones	Tens	Ones	Tens

47	+	37	=	
Tens	Ones	Tens	Ones	Tens

15	+	16	=	
Tens	Ones	Tens	Ones	Tens

45	+	9	=	
Tens	Ones	Tens	Ones	Tens

Activity 7 Using the following to find the sum :

$$\boxed{73} + \boxed{52} = \boxed{\dots\dots}$$

Hundreds	Tens	Ones

$$\boxed{36} + \boxed{81} = \boxed{\dots\dots}$$

Hundreds	Tens	Ones

$$\boxed{64} + \boxed{53} = \boxed{\dots\dots}$$

Hundreds	Tens	Ones

$$\boxed{19} + \boxed{93} = \boxed{\dots\dots}$$

Hundreds	Tens	Ones

$$\boxed{66} + \boxed{41} = \boxed{\dots\dots}$$

Hundreds	Tens	Ones

$$\boxed{95} + \boxed{91} = \boxed{\dots\dots}$$

Hundreds	Tens	Ones

$$\boxed{77} + \boxed{47} = \boxed{\dots\dots}$$

Hundreds	Tens	Ones

$$\boxed{63} + \boxed{38} = \boxed{\dots\dots}$$

Hundreds	Tens	Ones

Exercises on lesson (84 , 85 , 86)

1 Find the result of the following :

$77 + 13 = \dots$	$44 + 36 = \dots$
$68 + 14 = \dots$	$53 + 27 = \dots$
$15 + 56 = \dots$	$87 + 3 = \dots$
$28 + 27 = \dots$	$49 + 41 = \dots$
$35 + 38 = \dots$	$36 + 19 = \dots$

2 Find the result of the following :

$\begin{array}{r} 65 \\ + 29 \\ \hline \end{array}$	$\begin{array}{r} 28 \\ + 55 \\ \hline \end{array}$	$\begin{array}{r} 67 \\ + 15 \\ \hline \end{array}$	$\begin{array}{r} 92 \\ + 9 \\ \hline \end{array}$	$\begin{array}{r} 77 \\ + 15 \\ \hline \end{array}$
$\begin{array}{r} 76 \\ + 18 \\ \hline \end{array}$	$\begin{array}{r} 45 \\ + 29 \\ \hline \end{array}$	$\begin{array}{r} 58 \\ + 26 \\ \hline \end{array}$	$\begin{array}{r} 37 \\ + 56 \\ \hline \end{array}$	$\begin{array}{r} 33 \\ + 47 \\ \hline \end{array}$

3 Using the place value table find the sum :

$$\boxed{38} + \boxed{91} = \boxed{\dots\dots}$$

Hundreds	Tens	Ones

$$\boxed{88} + \boxed{22} = \boxed{\dots\dots}$$

Hundreds	Tens	Ones

$$\boxed{46} + \boxed{73} = \boxed{\dots\dots}$$

Hundreds	Tens	Ones

$$\boxed{96} + \boxed{81} = \boxed{\dots\dots}$$

Hundreds	Tens	Ones

$$\boxed{75} + \boxed{51} = \boxed{\dots\dots}$$

Hundreds	Tens	Ones

$$\boxed{17} + \boxed{84} = \boxed{\dots\dots}$$

Hundreds	Tens	Ones

$$\boxed{37} + \boxed{93} = \boxed{\dots\dots}$$

Hundreds	Tens	Ones

$$\boxed{65} + \boxed{98} = \boxed{\dots\dots}$$

Hundreds	Tens	Ones

Hint

After his parents the student repeats the name of the (Day - Date - Month - Year).

Activity 1

Join with the suitable weight :



1 Kilogram

30 gram

3 Kilogram

100 Kilogram

Activity 2

Put ($<$, $=$, $>$) according to the weight :



.....



.....



.....







.....









Activity 3 Notice the sum using place value :

$$156 + 265 = \dots$$







=

Hundreds	Tens	Ones
		
		

=

Hundreds	Tens	Ones
		
		

=

Hundreds	Tens	Ones
 	 	
		
4	2	1

Then $156 + 265 = 421$

Exercises on lesson (86 - 90)

① Add as the example :

Number	Hundreds	Tens	Ones
156	① 1	① 5	6
265	2	6	5
Sum	4	2	1

Number	Hundreds	Tens	Ones
536			
25			
Sum			

Number	Hundreds	Tens	Ones
619			
111			
Sum			

Number	Hundreds	Tens	Ones
387			
426			
Sum			

Number	Hundreds	Tens	Ones
812			
48			
Sum			

Number	Hundreds	Tens	Ones
145			
155			
Sum			

Number	Hundreds	Tens	Ones
264			
351			
Sum			

Number	Hundreds	Tens	Ones
790			
150			
Sum			

2 Add :

Number	Hundreds	Tens	Ones
638			
270			
Sum			

Number	Hundreds	Tens	Ones
477			
262			
Sum			

Number	Hundreds	Tens	Ones
583			
365			
Sum			

Number	Hundreds	Tens	Ones
381			
494			
Sum			

Number	Hundreds	Tens	Ones
724			
247			
Sum			

Number	Hundreds	Tens	Ones
555			
182			
Sum			

Number	Hundreds	Tens	Ones
789			
174			
Sum			

Number	Hundreds	Tens	Ones
136			
82			
Sum			

Activities from the school book

Activity

put (*) for the true answer :

a

123

+ 59

172

(.....)

b

Round 35 to the
nearest ten is 30

(.....)

c

99

+ 8

107

(.....)

d

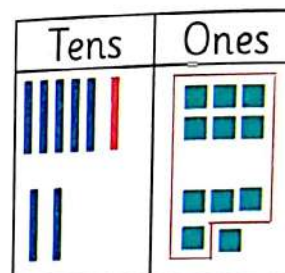
Round to estimate
the sum of

38 + 48

40 - 30 = 10

(.....)

e

Layla baked 56 cookies , Amir baked 25
cookies. How many cookies did they bake
all together?

They baked 81 cookies

(.....)

f

150

+ 67

217

(.....)

g

Round to
the nearest 10
to Estimate
the Difference of
87 - 21

80 - 20 = 70

(.....)

h

Estimate the difference
Of 150 - 82

100 - 80 = 20

(.....)



Self - check 1

- 1) Approximate to the nearest 10 by using the number line:

94 approximately equal



- 2) Estimate using the left digit :

46	Estimate to
+ 13	Estimate to	+
.....	

84	Estimate to
- 47	Estimate to	-
.....	

- 3) Approximate then find the result :

475	Approximated to
+ 114	Approximated to	+
.....	

647	Approximated to
- 130	Approximated to	-
.....	

- 4) Using the table of place value to find

58	+	47	=
Hundreds		Tens		Ones

198	+	141	=
Hundreds		Tens		Ones

Bakkar in maths

5 Add as the example :

$$\begin{array}{r} \textcircled{1} \quad \textcircled{1} \\ 1 \quad 4 \quad 6 \\ + 2 \quad 5 \quad 5 \\ \hline 4 \quad 0 \quad 1 \end{array}$$

$$\begin{array}{r} 2 \quad 6 \quad 5 \\ + 1 \quad 4 \quad 7 \\ \hline \end{array}$$

$$\begin{array}{r} 1 \quad 0 \quad 6 \\ + 3 \quad 5 \quad 8 \\ \hline \end{array}$$

$$\begin{array}{r} 4 \quad 4 \quad 9 \\ + 1 \quad 6 \quad 6 \\ \hline \end{array}$$

$$\begin{array}{r} 1 \quad 9 \quad 8 \\ + 5 \quad 4 \quad 0 \\ \hline \end{array}$$

$$\begin{array}{r} 3 \quad 5 \quad 7 \\ + 1 \quad 5 \quad 4 \\ \hline \end{array}$$

$$\begin{array}{r} 3 \quad 3 \quad 3 \\ + 3 \quad 7 \quad 0 \\ \hline \end{array}$$

$$\begin{array}{r} 3 \quad 1 \quad 7 \\ + 1 \quad 9 \quad 9 \\ \hline \end{array}$$

$$\begin{array}{r} 5 \quad 2 \quad 5 \\ + 3 \quad 9 \quad 5 \\ \hline \end{array}$$

$$\begin{array}{r} 1 \quad 8 \quad 6 \\ + 5 \quad 4 \quad 8 \\ \hline \end{array}$$

$$\begin{array}{r} 6 \quad 7 \quad 0 \\ + 1 \quad 2 \quad 8 \\ \hline \end{array}$$

$$\begin{array}{r} 2 \quad 2 \quad 2 \\ + 5 \quad 9 \quad 9 \\ \hline \end{array}$$

$$\begin{array}{r} 2 \quad 5 \quad 2 \\ + 2 \quad 4 \quad 8 \\ \hline \end{array}$$

$$\begin{array}{r} 1 \quad 1 \quad 5 \\ + 5 \quad 8 \quad 8 \\ \hline \end{array}$$

$$\begin{array}{r} 1 \quad 6 \quad 6 \\ + 1 \quad 4 \quad 6 \\ \hline \end{array}$$

$$\begin{array}{r} 4 \quad 9 \quad 6 \\ + 4 \quad 1 \quad 8 \\ \hline \end{array}$$

$$\begin{array}{r} 1 \quad 6 \quad 4 \\ + 3 \quad 4 \quad 7 \\ \hline \end{array}$$

$$\begin{array}{r} 1 \quad 9 \quad 3 \\ + 5 \quad 0 \quad 9 \\ \hline \end{array}$$



Self - check 2

1) Approximate to the nearest 100 :

253 approximated to



2) Estimate the following according to the left digit then answer :

$$\begin{array}{r} 517 \\ + 356 \\ \hline \end{array}$$

Estimate to →
Estimate to → +

$$\begin{array}{r} 945 \\ - 713 \\ \hline \end{array}$$

Estimate to →
Estimate to → -

3) Approximate and find the sum :

$$\begin{array}{r} 65 \\ + 18 \\ \hline \end{array}$$

Approximated to →
Approximated to → +

$$\begin{array}{r} 83 \\ - 57 \\ \hline \end{array}$$

Approximated to →
Approximated to → -

4) Using the table of place value find :

514	+	391	=
Hundreds	Tens	Ones		

79	+	56	=
Hundreds	Tens	Ones		

5 Find the result of the following :

	Tens	Ones
+	1	6
	4	7
=		

	Tens	Ones
+	2	8
	6	5
=		

	Tens	Ones
+	4	4
	4	7
=		

	Tens	Ones
+	5	8
	1	9
=		

	Tens	Ones
+	4	2
	1	8
=		

	Tens	Ones
+	3	9
	5	4
=		

	Tens	Ones
+	4	7
	1	5
=		

	Tens	Ones
+	1	3
	4	9
=		

	Hundreds	Tens	Ones
+	3	6	2
	3	0	8
=			

	Hundreds	Tens	Ones
+	6	2	9
	2	2	1
=			

	Hundreds	Tens	Ones
+	1	6	5
	1	9	9
=			

	Hundreds	Tens	Ones
+	2	5	5
	2	4	6
=			

	Hundreds	Tens	Ones
+	3	7	8
	4	2	8
=			

	Hundreds	Tens	Ones
+	7	3	7
		6	5
=			

For more activities and exercises, enjoy with the skill skills

Unit Four

Relation between
addition and Subtraction

Diagram illustrating the relation between addition and subtraction using a house shape. The house has a triangular roof and a rectangular body. Inside the house, there are four rows of empty boxes for numbers and mathematical symbols.

Roof (Top): Three empty boxes for numbers.

Body (Main): Four rows of empty boxes for numbers and mathematical symbols.

	=		+	
	=		+	
	=		-	
	=		-	

Lesson (91)

Relation between addition and Subtraction

Hint

After his parents the student repeats the name of the (Day - Date - Month - Year).

Activity 1

Look to the following numbers then complete :


123 . 501 . 19 . 71 . 1

- The common digit in all previous number is
- The ascending order is
- $123 = \dots + 20 + 3$
- Complete the table :

The number	The place value of (1)	The value of (1)
501		
19		
1		

Activity 2


Remember the 2D shapes :




Triangle



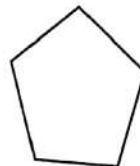
Square



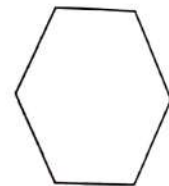
Rectangle



Circle



Pentagon

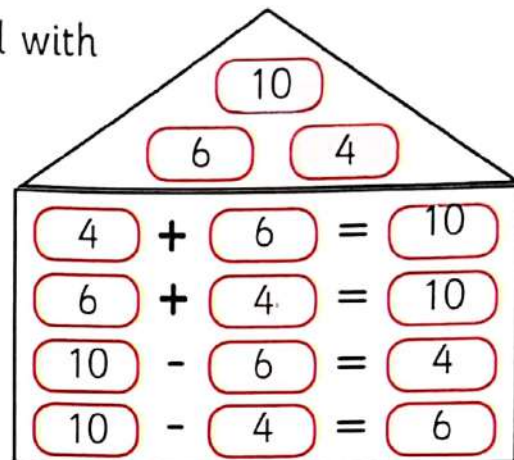


Hexagon

Fact families

Activity 1 Sentences that related with 6, 4, 10 :

$$\begin{aligned} 4 + 6 &= 10 \\ 6 + 4 &= 10 \\ 10 - 6 &= 4 \\ 10 - 4 &= 6 \end{aligned}$$

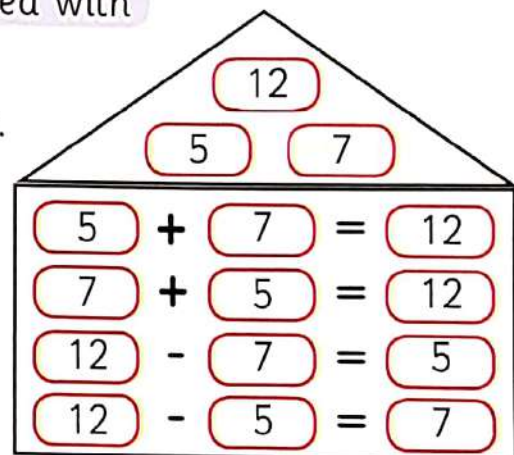


Note : in subtraction operation we must start with the biggest number

Exercise 1 Sentences that related with 5, 7, 12 :

Then complete the fact families.

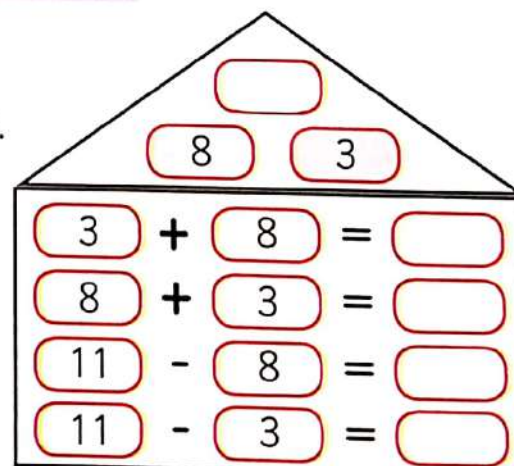
$$\begin{aligned} 5 + 7 &= \dots \\ \dots + 5 &= 12 \\ 12 - 7 &= \dots \\ \dots - 5 &= 7 \end{aligned}$$



Exercise 2 Sentences that related with 3, 8, 11 :

Then complete the fact families.

$$\begin{aligned} 3 + 8 &= \dots \\ \dots + 3 &= 11 \\ 11 - 3 &= \dots \\ \dots - 8 &= 3 \end{aligned}$$



Activities from the school book

Activity

Complete sentences and fact families :

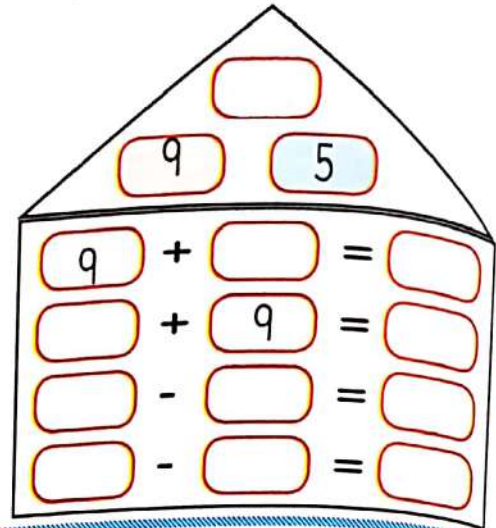
Sentences that related 9, 5,

$$9 + 5 = \dots$$

$$\dots + 5 = 14$$

$$14 - 5 = \dots$$

$$\dots - 9 = 5$$



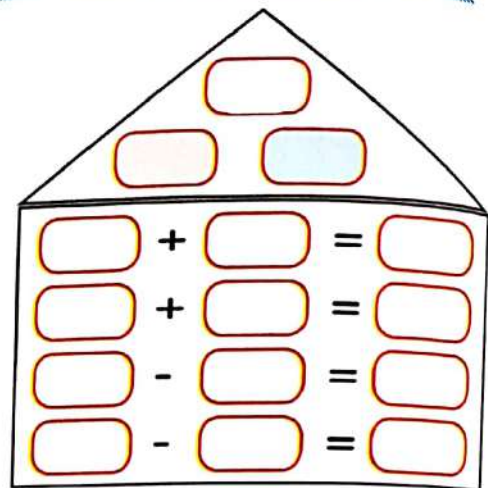
Sentences that related 1, 6, 7

$$1 + 6 = \dots$$

$$\dots + 1 = 7$$

$$7 - 1 = \dots$$

$$\dots - 6 = 1$$



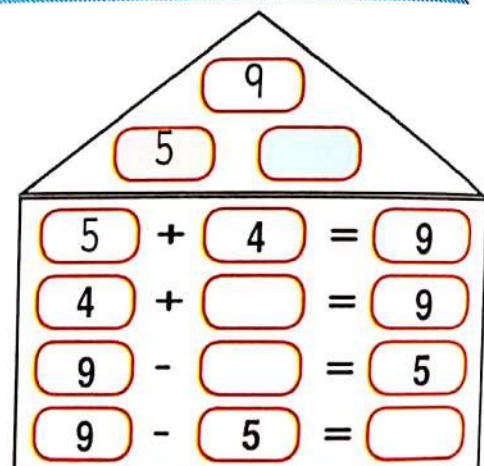
Sentences that related 9, 5,

$$5 + \dots = 9$$

$$\dots + 5 = 9$$

$$9 - 5 = \dots$$

$$\dots - 4 = 5$$



Exercises on lesson (91)

1 Complete fact families :

1) Sentences are related with 13, 4, 9

9	4		
9	+		=
	+	9	=
13	-		=
	-		=

2) Sentences are related with 11, 5, 16

11	5		
11	+		=
5	+		=
	-		=
	-		=

3) Sentences are related with 8, 5, 13

8	5		
5	+		=
8	+		=
13	-		=
	-		=

4) Sentences are related with 7, 9, 16

	+		=
	+		=
16	-		=
	-		=

5) Sentences are related with 6, 12,

6	12		
6	+		=
	+	12	=
	-		=
	-		=

6) Sentences are related with 3, 7, 10

	+		=
	+		=
	-		=
	-		=

2 Complete fact families :

1 Sentences are related with 14, 6, 8

	+	
	+	
	-	
	-	

2 Sentences are related with 11, 7, 4

	+	
	+	
	-	
	-	

3 Sentences are related with 15, 8, 7

	+	
	+	
	-	
	-	

4 Sentences are related with 14, 10, 4

	+	
	+	
	-	
	-	

5 Sentences are related with 17, 9, 8

	+	
	+	
	-	
	-	

6 Sentences are related with 15, 6, 9

	+	
	+	
	-	
	-	

Lessons

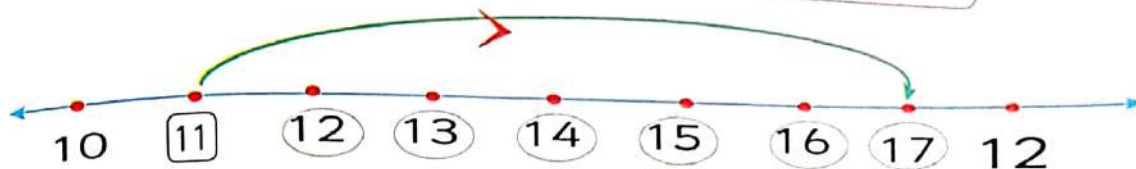
(92, 93)

Addition and subtraction on number line

Activity 1

Sum of $11 + 6$

Start at 11 and count on 6
land on 17



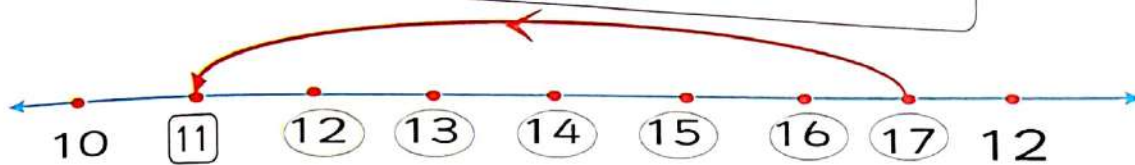
Then we find

$$\boxed{11} + \boxed{6} = \boxed{17}$$

Activity 2

Subtract $17 - 6$

Start at 17 and count back 6
land on 11



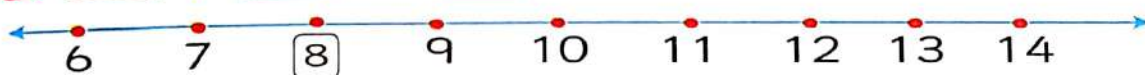
Then we find

$$\boxed{17} - \boxed{6} = \boxed{11}$$

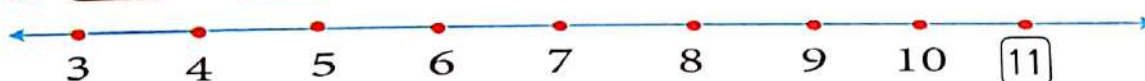
Exercise

Use number line to find the result :

1 $\boxed{8} + \boxed{4} = \boxed{}$



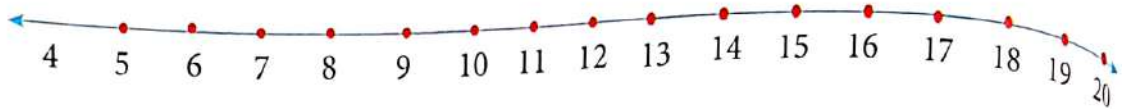
2 $\boxed{11} - \boxed{5} = \boxed{}$



Activities from the school book

Activity 1

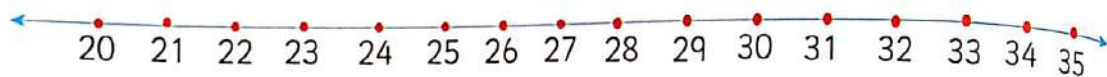
Use the number line for subtracting.
Then record the difference : _____



a	16	-	7	=	<input type="text"/>	b	17	-	8	=	<input type="text"/>
c	15	-	9	=	<input type="text"/>	d	16	-	9	=	<input type="text"/>
e	18	-	10	=	<input type="text"/>	f	19	-	12	=	<input type="text"/>

Activity 2

Use the number line for subtracting.
Then record the difference : _____



a	35	-	15	=	<input type="text"/>	b	29	-	5	=	<input type="text"/>
c	28	-	8	=	<input type="text"/>	d	33	-	13	=	<input type="text"/>

Activity 3

Use the number line for subtracting.
Then record the difference : _____



a	53	-	8	=	<input type="text"/>	b	54	-	9	=	<input type="text"/>
c	49	-	6	=	<input type="text"/>	d	51	-	7	=	<input type="text"/>

Exercises on lessons (92 , 93)

1 Put \checkmark under the correct solution. Then find the result:

a Farah had 58 pounds, she gave 22 to his sister.

How many pounds are left with Farah ?

$$58 - 22$$

☐

$$22 - 58$$

☐

$$+ 22$$

☐

The remainder =

b Amir has 46 Apples . Miar has 34 Apples .

How many more Apples Amir has than Amir?

$$46 + 34$$

☐

$$34 - 46$$

☐

$$46 - 34$$

☐

The increase =

c Samir bought 48 pieces of biscuits and gave his sister

22 pieces. How many pieces of biscuits are left?

$$48 + 22$$

☐

$$48 - 22$$

☐

$$22 - 48$$

☐

The left =

2 Put \checkmark under the correct solution. Then find the result:

- a In the class there are 35 girls and 13 boys ,
How many more girls than are there than boys ?

$35 - 13$

$13 - 35$

$13 + 35$

The increase =

- b Jana collected 180 stamps then she gave 20 stamps to her brother
How many does she have left?

$20 - 180$

$180 - 20$

$20 + 180$

The left =

- c Maha and safa had 28 gifts to wrap . they have wrapped 4 gifts . How many more do they need to wrap ?

$28 + 4$

$4 - 28$

$28 - 4$

The left =

- d Kenzy has 159 flowers she gave her friends 130 flowers.
How many flowers are left with her?

$159 + 130$

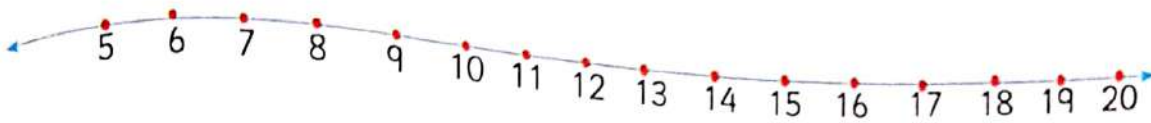
$130 - 159$

$159 - 130$

The left =

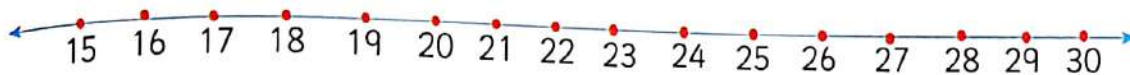
Addition - subtraction

3 Use the number line for subtracting. Then write the result.



a	17	-	5	=	<input type="text"/>	b	20	-	10	=	<input type="text"/>
c	15	-	10	=	<input type="text"/>	d	13	-	8	=	<input type="text"/>
e	18	-	12	=	<input type="text"/>	f	19	-	6	=	<input type="text"/>
j	16	-	8	=	<input type="text"/>	h	14	-	7	=	<input type="text"/>

4 Use the number line for addition. Then write the sum.



a	15	+	10	=	<input type="text"/>	b	16	+	5	=	<input type="text"/>
c	18	+	8	=	<input type="text"/>	d	21	+	9	=	<input type="text"/>
e	27	+	2	=	<input type="text"/>	f	19	+	9	=	<input type="text"/>
j	25	+	5	=	<input type="text"/>	h	24	+	3	=	<input type="text"/>

- 5 Omar has 345 stamps. He gave his sister 28 stamps.
How many stamps are left with him?

Solution :

- 6 Nada collect 67 snail from the sea & Yasmeen collect 34 snail. What is the difference between numbers of snails which both of sisters find?

Solution :

- 7 The length of Kareem is 170 cm. and the length of his sister is 142. How many more length of Kareem than his sister.

Solution :

- 8 Yasmeen read 126 pages in January and 88 pages in February. What is the difference between pages in two months?

Solution :

- 9 Waleed bought 2 balls for LE 40 each , if he has LE 100
How much money left with him?

Solution :

- 10 Marina saved LE 152. She bought a doll with LE 129
How much money remained with her?

Solution :

Lesson

(94 , 95)

Subtracting without renaming

Hint

After his parents the student repeats the name of the (Day - Date - Month - Year).

Activity

1

Look at the following numbers then complete :

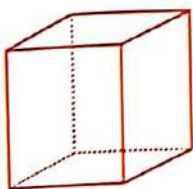
923 , 709 , 19 , 79 , 9

- a The greatest number is the smallest number is
- b The descending order is , , , ,
- c The value of digit 9 in 923 is and the place value of digit 9 in 923 is


Activity

2

Remember the solids :



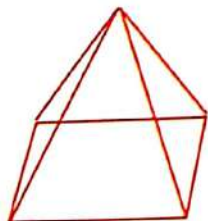
Cube



Cuboid



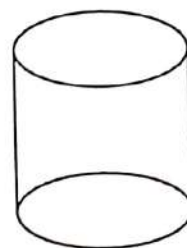
Sphere



Quad pyramid



Cone



Cylinder

Decomposing numbers

Activity 2 We can decompose the number 34 as in example :

34

$$\begin{aligned} 10 + 10 + 10 + 4 &= 30 + 4 = 34 \\ 10 + 10 + 10 + 4 &= 20 + 14 = 34 \\ 10 + 10 + 10 + 4 &= 10 + 24 = 34 \end{aligned}$$

Exercise 1 Decompose the following number to a small different parts :


87

$$\begin{aligned} 80 + 7 &= 87 \\ 70 + 17 &= 87 \\ 60 + 27 &= 87 \\ 50 + 37 &= 87 \end{aligned}$$

65

$$\begin{aligned} 60 + \dots &= \dots \\ 50 + \dots &= \dots \\ \dots + 25 &= \dots \end{aligned}$$

Exercise 2 As tossing 2 a dice and write the number on the two faces then decompose it.



56

$$\begin{aligned} 50 + \dots &= \dots \\ \dots + 26 &= 56 \\ \dots + \dots &= \dots \end{aligned}$$

Exercise 3 As tossing 3 dice and write the number on the upper faces then decompose it.



153

$$\begin{aligned} 150 + \dots &= \dots \\ \dots + 13 &= 153 \\ 120 + \dots &= \dots \end{aligned}$$

Activity 4 Notice the subtracting :

$$94 - 10 = 84$$

$$94 - 20 = 74$$

$$94 - 40 = 54$$

$$94 - 44 = 50$$

$$94 - 45 = \dots\dots\dots$$

$$150 - 10 = \dots\dots\dots$$

$$150 - 20 = \dots\dots\dots$$

$$150 - 30 = \dots\dots\dots$$

$$150 - 50 = \dots\dots\dots$$

$$150 - 100 = \dots\dots\dots$$

$$150 - 99 = \dots\dots\dots$$

Exercise 3 Complete the subtraction :

$$83 - 10 = \dots\dots\dots$$

$$83 - 20 = \dots\dots\dots$$

$$83 - 30 = \dots\dots\dots$$

$$83 - 53 = \dots\dots\dots$$

$$83 - 54 = \dots\dots\dots$$

$$57 - 10 = \dots\dots\dots$$

$$57 - 10 = \dots\dots\dots$$

$$57 - 30 = \dots\dots\dots$$

$$57 - 37 = \dots\dots\dots$$

$$57 - 38 = \dots\dots\dots$$

Activity 5 Notice the subtracting :

$$94 - 45 = \dots\dots\dots$$

$$94 - 44 - 1 = 50 - 1 = 49$$



Notice we subtract 45 then subtract -1

$$150 - 99 = \dots\dots\dots$$

$$150 - 100 + 1 = 50 + 1 = 51$$



Notice adding 1 to 99 then adding 1 to the difference

Exercises on lesson (94 , 95)

1 Complete decompose the following numbers :

75

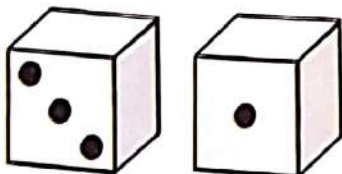
$$\begin{aligned} 70 + \dots &= \dots \\ 60 + \dots &= \dots \\ \dots + \dots &= \dots \end{aligned}$$

41

$$\begin{aligned} 40 + \dots &= \dots \\ \dots + 11 &= \dots \\ \dots + \dots &= \dots \end{aligned}$$

2 As tossing 2 dice and form a 2 - digit 4 number complete the decompose

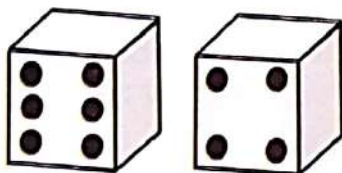
a



31

$$\begin{aligned} 30 + \dots &= \dots \\ \dots + 11 &= 31 \\ \dots + \dots &= \dots \end{aligned}$$

b



64

$$\begin{aligned} 60 + \dots &= \dots \\ \dots + 24 &= 64 \\ \dots + \dots &= \dots \end{aligned}$$

3 As tossing 3 dices and form a 3 - digit number complete the decompose.



516

$$\begin{aligned} \dots + \dots &= \dots \\ \dots + \dots &= \dots \\ \dots + \dots &= \dots \end{aligned}$$

4 Complete the subtraction :

$$55 - 10 = \dots\dots\dots$$

$$55 - 20 = \dots\dots\dots$$

$$55 - 30 = \dots\dots\dots$$

$$55 - 45 = \dots\dots\dots$$

$$55 - 46 = \dots\dots\dots$$

$$68 - 10 = \dots\dots\dots$$

$$68 - 20 = \dots\dots\dots$$

$$68 - 30 = \dots\dots\dots$$

$$68 - 45 = \dots\dots\dots$$

$$68 - 46 = \dots\dots\dots$$

5 Complete the subtraction :

$$77 - 10 = \dots\dots\dots$$

$$77 - 20 = \dots\dots\dots$$

$$77 - 30 = \dots\dots\dots$$

$$77 - 47 = \dots\dots\dots$$

$$77 - 49 = \dots\dots\dots$$

$$146 - 10 = \dots\dots\dots$$

$$146 - 20 = \dots\dots\dots$$

$$146 - 30 = \dots\dots\dots$$

$$146 - 46 = \dots\dots\dots$$

$$146 - 47 = \dots\dots\dots$$

6 Complete the subtraction :

$$130 - 10 = \dots\dots\dots$$

$$130 - 20 = \dots\dots\dots$$

$$130 - 30 = \dots\dots\dots$$

$$130 - 32 = \dots\dots\dots$$

$$250 - 10 = \dots\dots\dots$$

$$250 - 100 = \dots\dots\dots$$

$$250 - 150 = \dots\dots\dots$$

$$250 - 151 = \dots\dots\dots$$

7 Complete as in the example:

a

$15 + 6 =$

$$\begin{array}{r} 10 + 5 \\ + 1 + 5 \\ \hline 11 + 10 = 21 \end{array}$$

b

$25 + 8 =$

$$\begin{array}{r} 20 + \dots \\ + 3 + \dots \\ \hline \dots + \dots = \dots \end{array}$$

c

$32 + 18 =$

$$\begin{array}{r} 30 + \dots \\ + 10 + \dots \\ \hline \dots + \dots = \dots \end{array}$$

d

$44 + 23 =$

$$\begin{array}{r} 40 + \dots \\ + 20 + \dots \\ \hline \dots + \dots = \dots \end{array}$$

8 Complete as in (a):

a $45 - 14 = 45 - 15 + 1 = 30 + 1 = 31$

Notice subtract
15 then add 1

b $69 - 38 = 69 - 39 + \dots = 30 + \dots = \dots$

c $153 - 52 = 153 - 53 + \dots = \dots + 1 = \dots$

d $237 - 126 = 237 - 127 + \dots = 210 + 1 = 211$

9 Complete as in (a):

a $67 - 28 = 67 - 27 - 1 = 40 - 1 = 39$

Notice subtracting 27
then subtracting 1

b $95 - 46 = 95 - 45 - 1 = \dots - \dots = \dots$

c $83 - 54 = 83 - 53 - \dots = 30 - 1 = \dots$

d $72 - 23 = 72 - 22 - 1 = \dots - 1 = \dots$

Lesson

(96 , 100)

Subtracting with renaming strategies

Hint

After his parents the student repeats the name of the (Day - Date - Month - Year).

Activity

1


Complete :



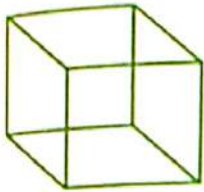
Number of sides
Number of vertices



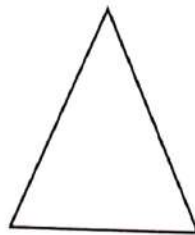
Number of sides
Number of vertices



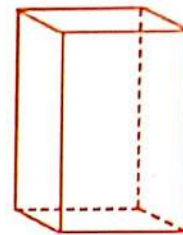
Number of sides
Number of vertices



Number of edges
Number of vertices



Number of edges
Number of vertices

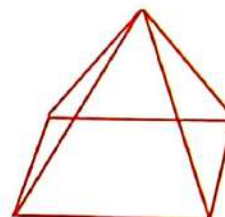



Number of edges
Number of vertices

Activity

2

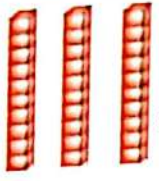

Join each solid with the suitable base :





Activity 3 Subtract $32 - 19$:

Hundreds	Tens	Ones
	3	2
	1	9



Hundredss	Tens	Ones
		
	1	9



take one from the tens place then add 10 to the ones place

Hundreds	tens	ones
		
	1	9

on the method

Hundreds	Tens	Ones
	(2)	(12)
	3	2
	1	9
	1	3

the difference \Rightarrow

Hundreds	tens	ones
		

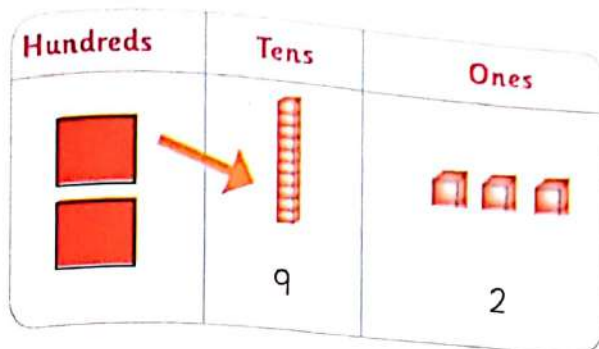
So $32 - 19 = 13$

Exercise 1 Subtract :

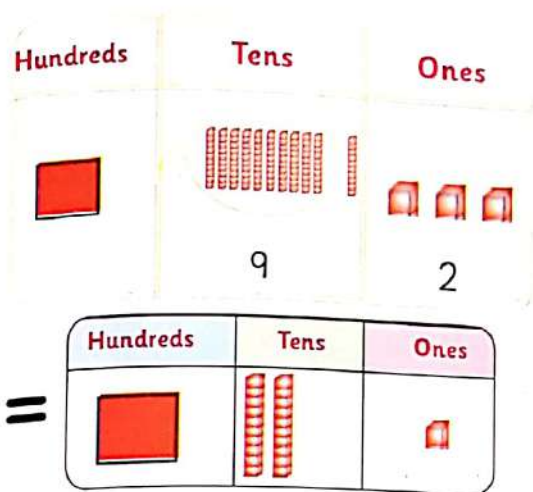
	Tens	Ones
	()	()
-	4	7
	1	9

	Tens	Ones
	()	()
-	5	1
	2	6

Activity 4 Subtract 213 - 92 :



$$213 - 92$$

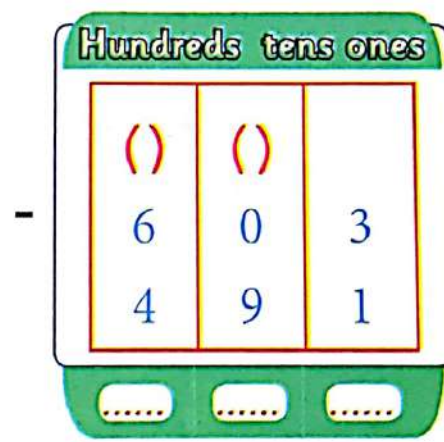
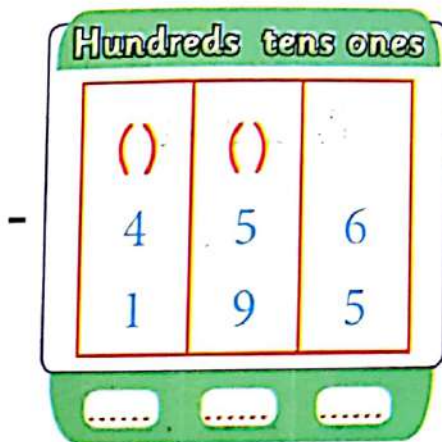


another method

Hundreds	Tens	Ones
(1) 2	(11) 1 9	3 2
1	2	1

So $213 - 92 = 121$

Exercise 2 Subtract :



Activity 5

Remember the difference between approximation and the estimation.

First: estimate by using the left digit.

$$\begin{array}{r} 605 \\ - 364 \\ \hline \end{array} \quad \begin{array}{l} \xrightarrow{\text{Estimate to}} \\ \xrightarrow{\text{Estimate to}} \end{array} \quad \begin{array}{r} 600 \\ - 300 \\ \hline 300 \end{array}$$

Second approximation

$$\begin{array}{r} 605 \\ - 364 \\ \hline \end{array} \quad \begin{array}{l} \xrightarrow{\text{Approximate to}} \\ \xrightarrow{\text{Approximate to}} \end{array} \quad \begin{array}{r} 600 \\ - 400 \\ \hline 200 \end{array}$$

Third: subtracting by renaming.

Hundreds tens ones		
(5)	(10)	
6	0	5
3	6	4
2	4	1

Exercise 3

447 - 67 :

First: estimate by using the left digit.

$$\begin{array}{r} 447 \\ - 67 \\ \hline \end{array} \quad \begin{array}{l} \xrightarrow{\text{Estimate to}} \\ \xrightarrow{\text{Estimate to}} \end{array} \quad \begin{array}{r} 400 \\ - 60 \\ \hline \end{array}$$

Second approximation

$$\begin{array}{r} 447 \\ - 67 \\ \hline \end{array} \quad \begin{array}{l} \xrightarrow{\text{Approximate to}} \\ \xrightarrow{\text{Approximate to}} \end{array} \quad \begin{array}{r} 400 \\ - 70 \\ \hline \end{array}$$

Third: subtracting by renaming.

Hundreds tens ones		
(3)	(14)	
4	4	7
	6	7

Exercises on lesson (96, 100)

① Subtracted :

Tens	Ones
4	7
1	8
.....

Tens	Ones
3	3
1	5
.....

Tens	Ones
7	2
3	5
.....

Tens	Ones
8	3
1	6
.....

Tens	Ones
6	5
4	7
.....

Tens	Ones
4	1
1	9
.....

Tens	Ones
2	4
	9
.....

Tens	Ones
5	2
4	3
.....

Tens	Ones
3	0
1	5
.....

Tens	Ones
3	8
1	9
.....

Tens	Ones
9	4
3	8
.....

Tens	Ones
6	6
4	7
.....

Tens	Ones
5	3
4	4
.....

Tens	Ones
6	3
3	7
.....

Tens	Ones
8	2
1	7
.....

Tens	Ones
5	9
4	7
.....

Tens	Ones
9	8
8	9
.....

Tens	Ones
9	5
8	6
.....

Tens	Ones
8	7
2	8
.....

Tens	Ones
5	7
3	9
.....

2 Subtracted :

Hundreds tens ones		
9	0	9
6	7	8

Hundreds tens ones		
1	4	6
	2	9

Hundreds tens ones		
1	3	0
	9	9

Hundreds tens ones		
5	3	1
1	5	2

Hundreds tens ones		
4	7	2
1	4	5

Hundreds tens ones		
4	6	9
3	9	0

Hundreds tens ones		
7	6	2
1	5	5

Hundreds tens ones		
7	3	7
2	1	8

Hundreds tens ones		
8	6	5
6	7	5

Hundreds tens ones		
5	9	5
1	5	7

Hundreds tens ones		
5	3	2
3	2	9

Hundreds tens ones		
4	9	4
2	7	5

Hundreds tens ones		
8	5	7
5	6	8

Hundreds tens ones		
5	0	2
3	1	3

Hundreds tens ones		
6	0	0
5	9	9

Activities from the school book

Activity 1 Notice: the difference between the estimation and approximation and equally $173-48$:

First: estimate according to the left digit. **Second** approximating

$\begin{array}{r} 173 \\ - 48 \\ \hline \end{array}$	<p>Estimate to</p> <p>Estimate to</p>	<p>.....</p> <p>-</p> <p>.....</p>		$\begin{array}{r} 173 \\ - 48 \\ \hline \end{array}$	<p>Approximate to</p> <p>Approximate to</p>	<p>.....</p> <p>-</p> <p>.....</p>
--	---------------------------------------	--	--	--	---	--

Third: subtracting by renaming.

Hundreds tens ones		
<div style="position: absolute; top: 5px; left: 5px;">()</div> <div style="position: absolute; bottom: 5px; left: 5px;">1</div>	<div style="position: absolute; top: 5px; left: 5px;">()</div> <div style="position: absolute; top: 40px; left: 5px;">7</div> <div style="position: absolute; bottom: 5px; left: 5px;">4</div>	<div style="position: absolute; top: 5px; left: 5px;">()</div> <div style="position: absolute; top: 40px; left: 5px;">3</div> <div style="position: absolute; bottom: 5px; left: 5px;">8</div>

Activity 2 Subtract $148 - 92$:

First: estimate according to the left digit. **Second** approximating

$\begin{array}{r} 148 \\ - 92 \\ \hline \end{array}$	<p>Estimate to</p> <p>Estimate to</p>	<p>.....</p> <p>-</p> <p>.....</p>		$\begin{array}{r} 148 \\ - 92 \\ \hline \end{array}$	<p>Approximate to</p> <p>Approximate to</p>	<p>.....</p> <p>-</p> <p>.....</p>
--	---------------------------------------	--	--	--	---	--

Third: subtracting by renaming.

Hundreds tens ones		
<div style="position: absolute; top: 5px; left: 5px;">()</div> <div style="position: absolute; bottom: 5px; left: 5px;">1</div>	<div style="position: absolute; top: 5px; left: 5px;">()</div> <div style="position: absolute; top: 40px; left: 5px;">4</div> <div style="position: absolute; bottom: 5px; left: 5px;">9</div>	<div style="position: absolute; top: 5px; left: 5px;">()</div> <div style="position: absolute; top: 40px; left: 5px;">8</div> <div style="position: absolute; bottom: 5px; left: 5px;">2</div>

Activity 3 Subtract $194 - 77$:**First:** estimate according to the left digit.

194	Estimate to
- 77	Estimate to	-

Second approximating

194	Approximate to
- 77	Approximate to	-

Third: subtracting by renaming

Hundreds	tens	ones
1	() 7	() 4
		7

Activity 4 Subtract $329 - 179$:**First:** estimate according to the left digit.

329	Estimate to
- 179	Estimate to	-

Second approximating

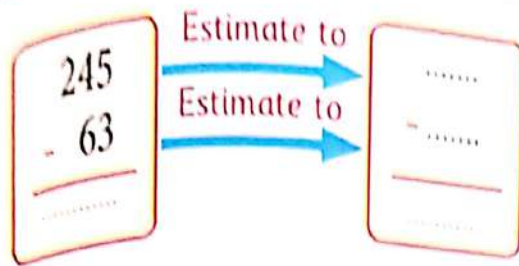
329	Approximate to
- 179	Approximate to	-

Third: subtracting by renaming.

Hundreds	tens	ones
() 3	() 2	9
1	7	9

Activity 5 Subtract $245 - 63$:

First: estimate according to the left digit.



Second approximating

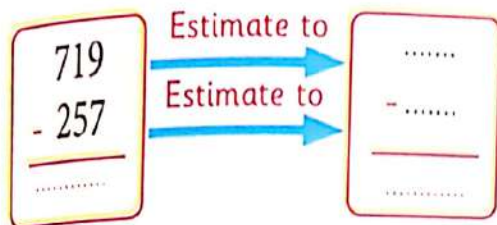


Third: subtracting by renaming.

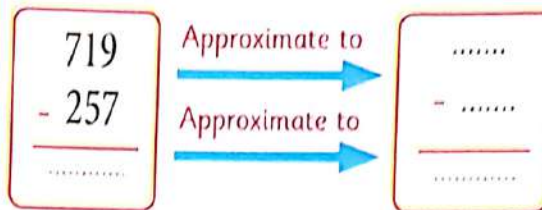
Hundreds tens ones		
()	()	
2	4	5
	6	3

Activity 6 Subtract $719 - 257$:

First: estimate according to the left digit.



Second approximating



Third: subtracting by renaming.

Hundreds tens ones		
()	()	
7	1	9
2	5	7

Activity 7 Subtract $605 - 367$:

First: estimate according to the left digit.

605	Estimate to
- 367	Estimate to	-

Second approximating

605	Approximate to
- 367	Approximate to	-

Third: subtracting by renaming.

Hundreds tens ones		
()	()	()
6	0	5
3	6	7

Activity 8 Subtract $526 - 145$:

First: estimate according to the left digit.

Second approximating

526	Estimate to
- 145	Estimate to	-

526	Approximate to
- 145	Approximate to	-

Third: subtracting by renaming.

Hundreds tens ones		
()	()	
5	2	6
1	4	5

Check

Self - check 1

1 Subtracted :

Tens	Ones		Tens	Ones		Tens	Ones		Tens	Ones
4	7	-	3	3	-	7	2	-	8	3
1	8		1	5		3	5		1	6
.....

Hundreds	tens	ones		Hundreds	tens	ones		Hundreds	tens	ones
9	0	9	-	1	4	6	-	1	3	0
6	7	8			2	9			9	9
.....

2 Subtract 328 - 169 :

First: estimate according to the left digit. **Second** approximating

328	Estimate to	328	Approximate to
- 169	Estimate to	-	- 169	Approximate to	-
.....	

Third: subtracting by renaming.

Hundreds	tens	ones
()	()	()
3	2	8
1	6	9

3 Adding :

$$\begin{array}{r} 113 \\ + 108 \\ \hline \end{array}$$

$$\begin{array}{r} 321 \\ + 385 \\ \hline \end{array}$$

$$\begin{array}{r} 206 \\ + 295 \\ \hline \end{array}$$

$$\begin{array}{r} 145 \\ + 265 \\ \hline \end{array}$$

4 Subtract :

$$\begin{array}{r} 555 \\ - 407 \\ \hline \end{array}$$

$$\begin{array}{r} 815 \\ - 333 \\ \hline \end{array}$$

$$\begin{array}{r} 525 \\ - 252 \\ \hline \end{array}$$

$$\begin{array}{r} 956 \\ - 717 \\ \hline \end{array}$$

$$\begin{array}{r} 93 \\ - 27 \\ \hline \end{array}$$

$$\begin{array}{r} 859 \\ - 260 \\ \hline \end{array}$$

$$\begin{array}{r} 407 \\ - 108 \\ \hline \end{array}$$

$$\begin{array}{r} 700 \\ - 499 \\ \hline \end{array}$$

$$\begin{array}{r} 999 \\ - 103 \\ \hline \end{array}$$

$$\begin{array}{r} 400 \\ - 190 \\ \hline \end{array}$$

$$\begin{array}{r} 612 \\ - 606 \\ \hline \end{array}$$

$$\begin{array}{r} 111 \\ - 90 \\ \hline \end{array}$$

$$\begin{array}{r} 508 \\ - 99 \\ \hline \end{array}$$

$$\begin{array}{r} 640 \\ - 208 \\ \hline \end{array}$$

$$\begin{array}{r} 825 \\ - 800 \\ \hline \end{array}$$

5 Find the result :

Saied bought a T. shirt by 119 pounds, if he had 140 pounds.
How many pounds did he left with him?

Saied paid = - = pounds.

Check

Self - check 2

1 Subtracted :

Tens Ones		Tens Ones		Tens Ones		Tens Ones	
7	5	5	6	7	4	5	1
6	7	1	8	3	9	1	2
.....

Hundreds tens ones			Hundreds tens ones			Hundreds tens ones		
4	1	1	1	6	4	2	7	0
2	0	3		5	9		7	9

2 Subtract 456 - 39 :

First: estimate according to the left digit.

Second approximating

456	Estimate to	456	Approximate to
- 39	Estimate to	-	- 39	Approximate to	-
.....	

Third: subtracting by renaming.

Hundreds tens ones		
	()	()
4	5	6
	3	9

3 Adding :

$$\begin{array}{r} 250 \\ + 150 \\ \hline \end{array}$$

$$\begin{array}{r} 708 \\ + 133 \\ \hline \end{array}$$

$$\begin{array}{r} 369 \\ + 135 \\ \hline \end{array}$$

$$\begin{array}{r} 98 \\ + 165 \\ \hline \end{array}$$

$$\begin{array}{r} 346 \\ + 205 \\ \hline \end{array}$$

$$\begin{array}{r} 151 \\ + 150 \\ \hline \end{array}$$

$$\begin{array}{r} 721 \\ + 209 \\ \hline \end{array}$$

$$\begin{array}{r} 484 \\ + 119 \\ \hline \end{array}$$

4 Subtract :

$$\begin{array}{r} 317 \\ - 129 \\ \hline \end{array}$$

$$\begin{array}{r} 333 \\ - 155 \\ \hline \end{array}$$

$$\begin{array}{r} 496 \\ - 407 \\ \hline \end{array}$$

$$\begin{array}{r} 956 \\ - 717 \\ \hline \end{array}$$

$$\begin{array}{r} 885 \\ - 667 \\ \hline \end{array}$$

$$\begin{array}{r} 315 \\ - 315 \\ \hline \end{array}$$

$$\begin{array}{r} 356 \\ - 200 \\ \hline \end{array}$$

$$\begin{array}{r} 700 \\ - 499 \\ \hline \end{array}$$

$$\begin{array}{r} 127 \\ - 100 \\ \hline \end{array}$$

$$\begin{array}{r} 888 \\ - 719 \\ \hline \end{array}$$

5 Find the result :

Malk bought a cat by 370 pounds and food to her cat by 45 pounds. How many pounds did malk paid?

Malk paid = + = pounds.

For more activities and exercises, enjoy with the skill skills

**Unit
Five**

Fraction



Lesson

Circle splitting

(101, 102, 103)

Hint

After his parents the student repeats the name of the (Day - Date - Month - Year).

Activity

1

Complete :

$$\begin{aligned}7 + 0 &= \dots \\7 + 1 &= 8 \\7 + 2 &= \dots \\7 + 3 &= 10 \\7 + 4 &= \dots \\7 + 5 &= 12 \\7 + 6 &= \dots \\7 + 7 &= 14 \\7 + 8 &= \dots \\7 + 9 &= 16 \\7 + 10 &= \dots\end{aligned}$$

$$\begin{aligned}8 + 0 &= 8 \\8 + 1 &= \dots \\8 + 2 &= \dots \\8 + 3 &= 11 \\8 + 4 &= \dots \\8 + 5 &= 13 \\8 + 6 &= \dots \\8 + 7 &= \dots \\8 + 8 &= \dots \\8 + 9 &= 17 \\8 + 10 &= 18\end{aligned}$$

$$\begin{aligned}9 + 0 &= \dots \\9 + 1 &= 10 \\9 + 2 &= \dots \\9 + 3 &= 12 \\9 + 4 &= \dots \\9 + 5 &= 14 \\9 + 6 &= \dots \\9 + 7 &= 16 \\9 + 8 &= \dots \\9 + 9 &= 18 \\9 + 10 &= \dots\end{aligned}$$

$$\begin{aligned}10 + 0 &= 10 \\10 + 1 &= \dots \\10 + 2 &= \dots \\10 + 3 &= 13 \\10 + 4 &= 14 \\10 + 5 &= \dots \\10 + 6 &= \dots \\10 + 7 &= 17 \\10 + 8 &= \dots \\10 + 9 &= \dots \\10 + 10 &= 20\end{aligned}$$

Fraction

Activity 2 Remember :

Nadeen wants to divide a loaf equally between her and her brother. What is the shape which both of them have?



=



=



+



Full loaf

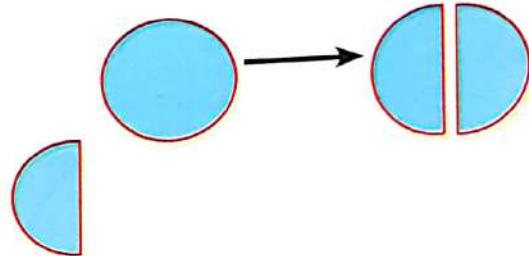
Full loaf

First half

Second half

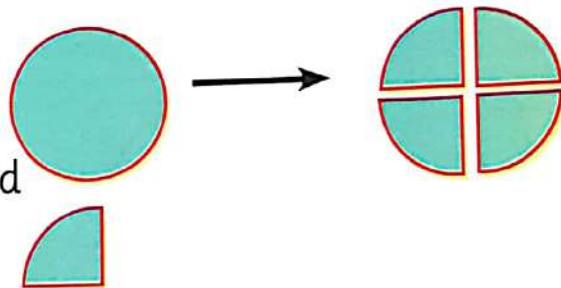
Half : $\frac{1}{2}$

When divide a circle into equally **two** parts each part called (fraction) half



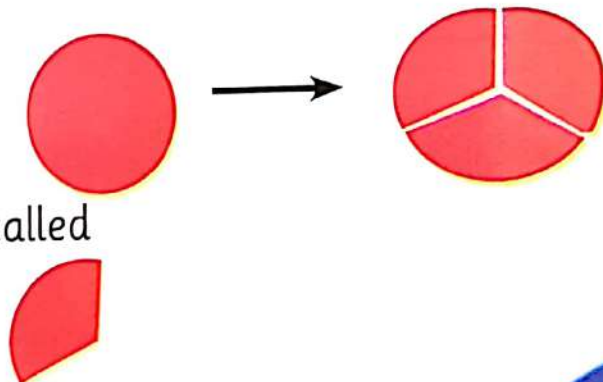
fourth : $\frac{1}{4}$

When divide a circle into equally **four** parts each part called (fraction) quarter



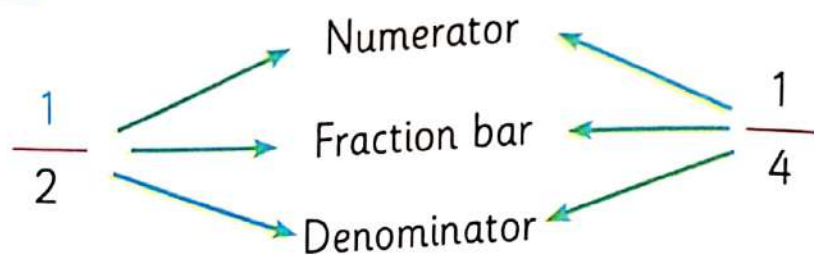
Third : $\frac{1}{3}$

When divide a circle into equally **three** parts each part called (fraction) third

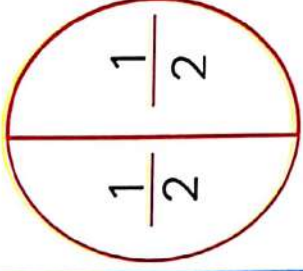
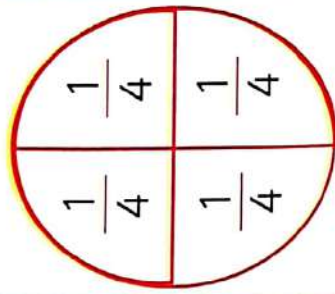
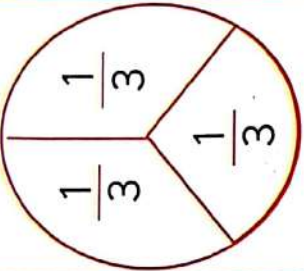


Activity 3

Notice and identify :




Fraction table

Expressing the fraction			
No. Of equal parts	2	4	3
Fraction as words	Half -Halves	Fourth	Third
vocabulary	Numerator , Denominator , Fraction bar		

Exercises on lesson (101 , 102 , 103)

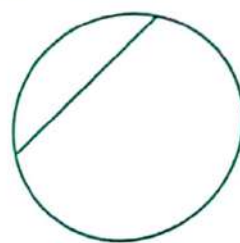
1) Tick (✓) under the shapes wich is divided equal parts :



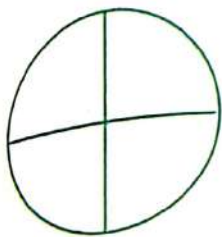
(.....)



(.....)



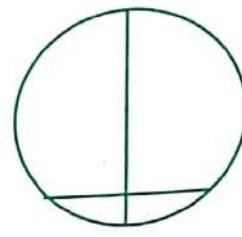
(.....)



(.....)



(.....)

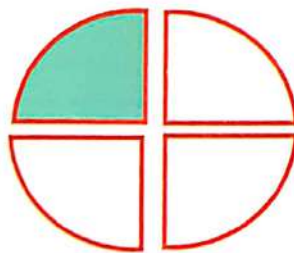


(.....)

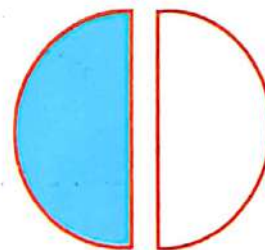
2) Join suitable :



$$\frac{1}{2}$$


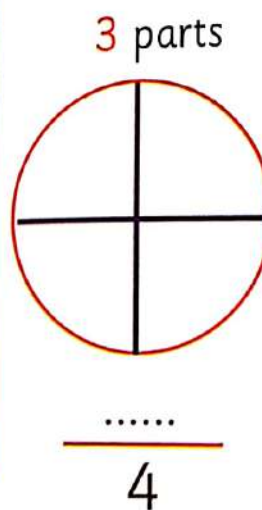
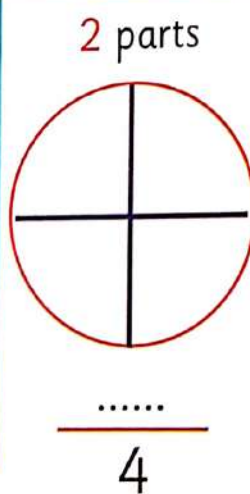
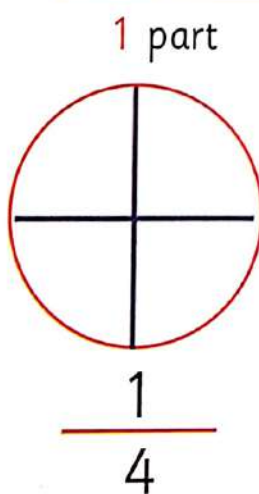
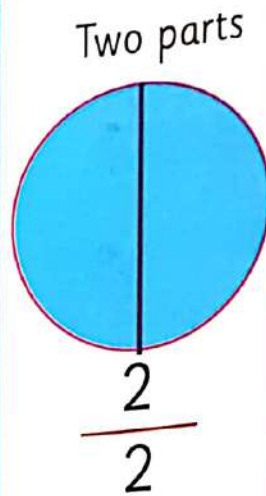
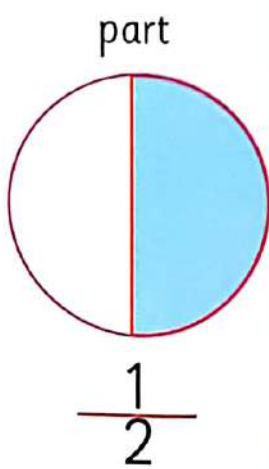


$$\frac{1}{4}$$



$$\frac{1}{3}$$

③ Colour according the fraction as the example :

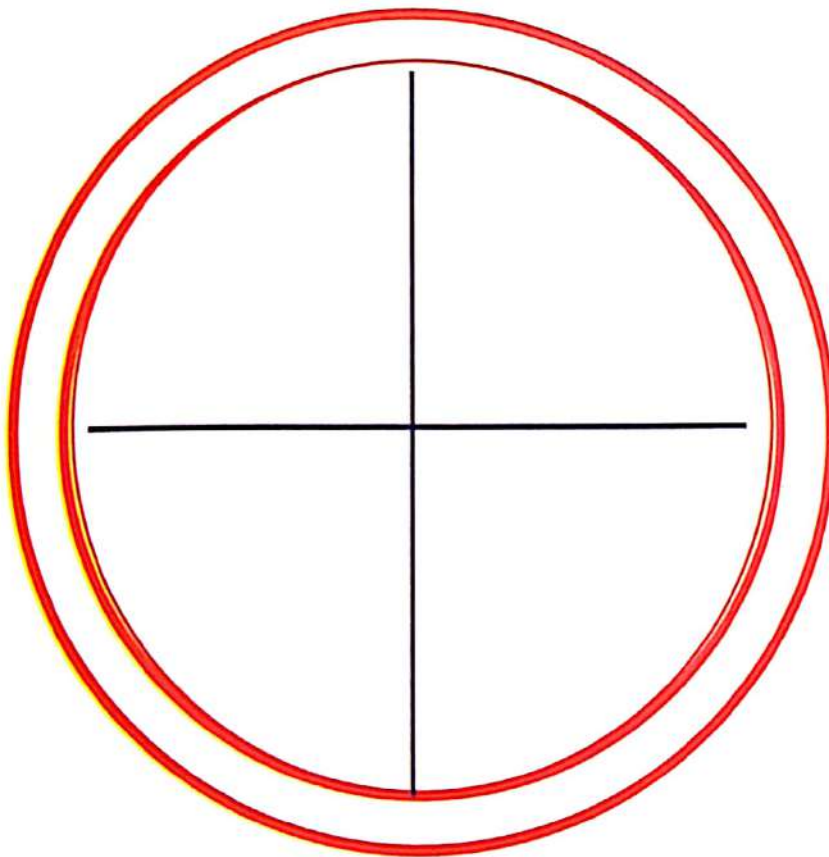


Activities from the school book

Pizza fractions

Colour the ingredients on the pizza based on the fraction given for each :

1. add red sauce to the whole pizza.
2. add green peppers to $\frac{3}{4}$ of the pizza.
3. add black olives to $\frac{1}{4}$ of the pizza.
4. add grey mushrooms to half of the pizza
5. add yellow cheese to $\frac{4}{4}$ of the pizza.



Lesson

Devided rectangle

(104, 105, 106)

Hint

After his parents the student repeats the name of the (Day - Date - Month - Year).

Activity

1

Complete :

$$7 - 0 = \dots$$

$$7 - 1 = \dots$$

$$7 - 2 = \dots$$

$$7 - 3 = \dots$$

$$7 - 4 = \dots$$

$$7 - 5 = \dots$$

$$7 - 6 = \dots$$

$$7 - 7 = \dots$$

$$8 - 0 = \dots$$

$$8 - 1 = \dots$$

$$8 - 2 = \dots$$

$$8 - 3 = \dots$$

$$8 - 4 = \dots$$

$$8 - 5 = \dots$$

$$8 - 6 = \dots$$

$$8 - 7 = \dots$$

$$8 - 8 = \dots$$

$$9 - 0 = 9$$

$$9 - 1 = \dots$$

$$9 - 2 = 7$$

$$9 - 3 = \dots$$

$$9 - 4 = 5$$

$$9 - 5 = \dots$$

$$9 - 6 = 3$$

$$9 - 7 = \dots$$

$$9 - 8 = \dots$$

$$9 - 9 = 0$$

$$10 - 0 = \dots$$

$$10 - 1 = \dots$$

$$10 - 2 = \dots$$

$$10 - 3 = \dots$$

$$10 - 4 = \dots$$

$$10 - 5 = \dots$$

$$10 - 6 = \dots$$

$$10 - 7 = \dots$$

$$10 - 8 = \dots$$



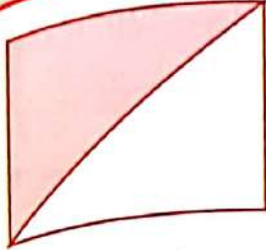
$$10 - 9 = \dots$$

$$10 - 10 = 0$$

Activity 2 Remember :




Half : $\frac{1}{2}$

Fractions
 $\frac{1}{2}$, $\frac{1}{3}$, $\frac{1}{4}$






When divided rectangle into **two** equal parts , this part (Fraction) is called half.

Fourth : $\frac{1}{4}$



When decompose rectangle into **four** equal parts , this part (Fraction) is called fourth.

Third : $\frac{1}{3}$

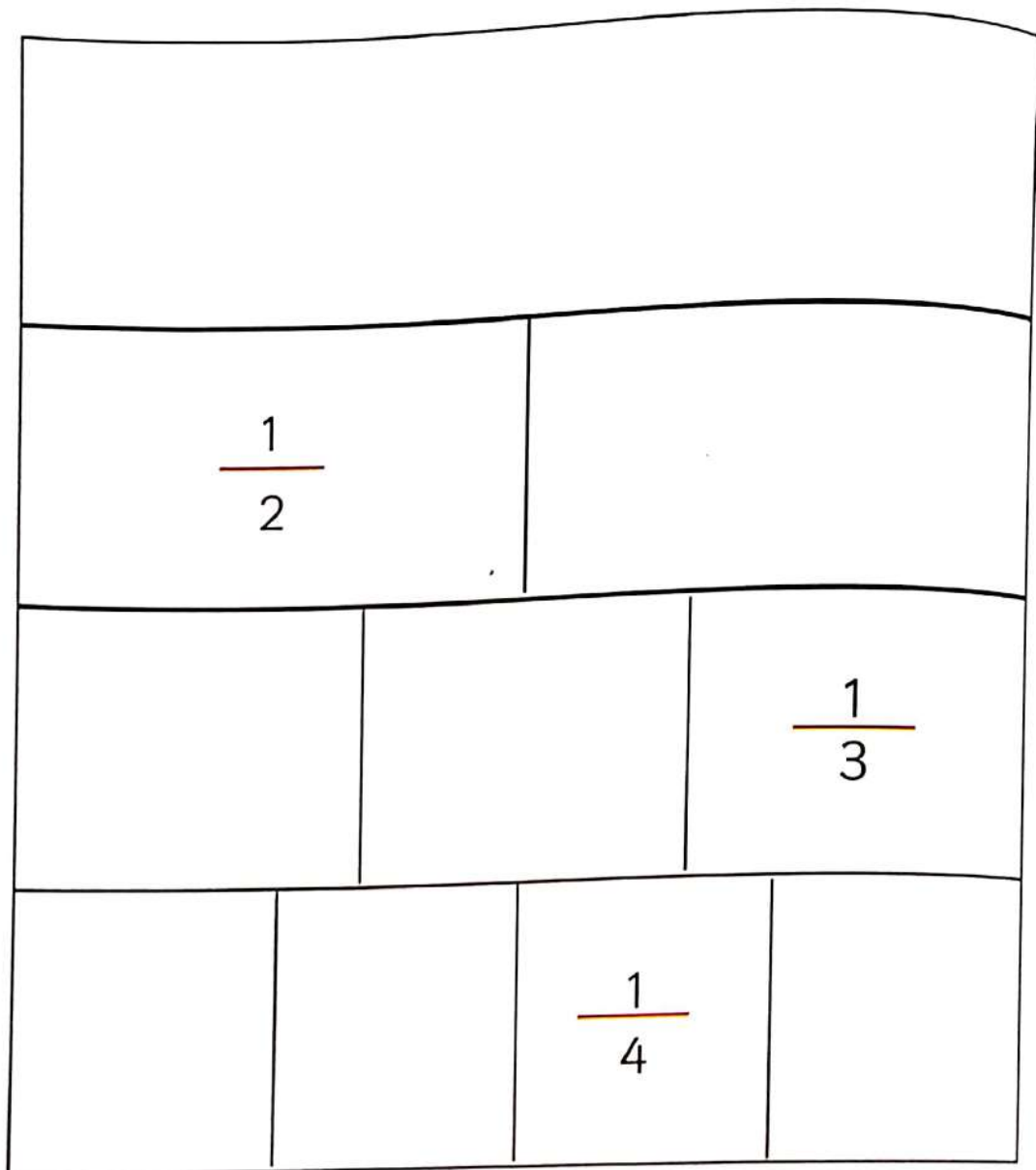


When decompose rectangle into **three** equal parts , this part (Fraction) is called third.

Activities from the school book

Complete fraction wall

1. Write one whole (1) on the top bar colour this bar red
2. Find and label the halves, colour the halves bars colour green
3. Find and label the thirds, colour the thirds bars colour yellow
4. Find and label the fourths, colour the fourths bars blue




Exercises on lesson (104 , 105 , 106)


① Colour the shape according to the fraction :



$$\frac{1}{3}$$





$$\frac{1}{2}$$

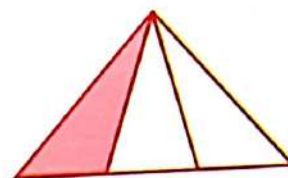
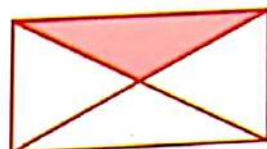
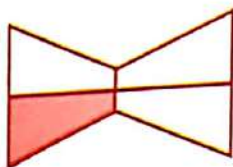

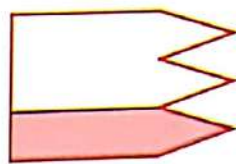


$$\frac{1}{4}$$

② Write the suitable fraction :

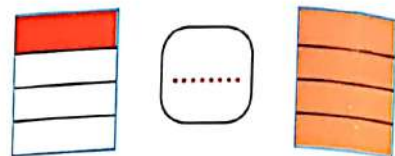

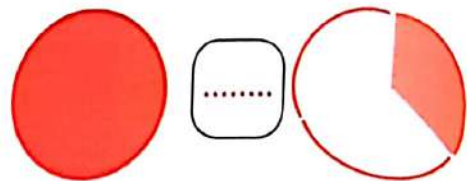
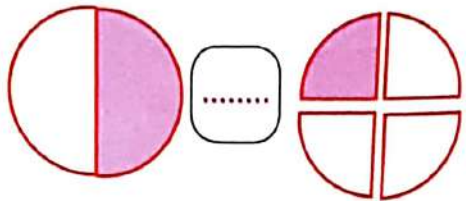
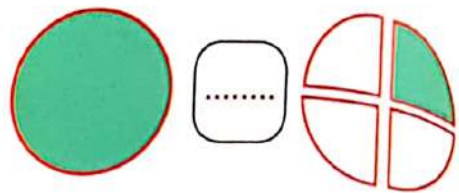
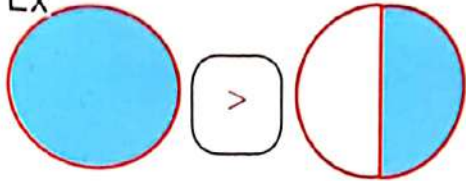


③ Write $\frac{1}{4}$ under the shape that refer to quarter :



4 Complete by using ($>$, $=$, $<$) as Ex :

Ex



5 Ring the right answer :

	$(\frac{1}{4}, \frac{1}{3}, \frac{1}{2})$
	$(\frac{1}{4}, \frac{1}{3}, \frac{1}{2})$
	$(\frac{1}{4}, \frac{1}{3}, \frac{1}{2})$

Lesson

(107 , 108)

The fraction as a part of a set

Hint

After his parents the student repeats the name of the (Day - Date - Month - Year).

Activity

1

Complete :

$$8 + 6 = \dots$$

$$9 - 2 = \dots$$

$$10 - 7 = \dots$$

$$6 + 9 = \dots$$

$$10 - 9 = \dots$$

$$7 - 7 = \dots$$

$$8 - 8 = \dots$$

$$6 + 5 = \dots$$

$$9 + 5 = \dots$$

$$8 - 6 = \dots$$

$$10 + 7 = \dots$$

$$11 - 10 = \dots$$

$$10 + 10 = \dots$$

$$3 + 6 = \dots$$

$$10 + 1 = \dots$$

$$2 + 9 = \dots$$

$$2 + 10 = \dots$$

$$7 - 6 = \dots$$

$$5 - 3 = \dots$$

$$3 + 9 = \dots$$

$$4 + 7 = \dots$$

$$2 + 8 = \dots$$

$$10 - 4 = \dots$$

$$1 + 10 = \dots$$

$$9 - 1 = \dots$$

$$5 + 8 = \dots$$

$$5 + 9 = \dots$$

$$0 + 3 = \dots$$


$$4 + 0 = \dots$$

$$5 + 1 = \dots$$



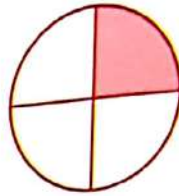
Fraction

Activity 2 Know :



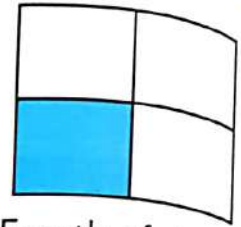
Fourth of flowers

$$\frac{1}{4}$$



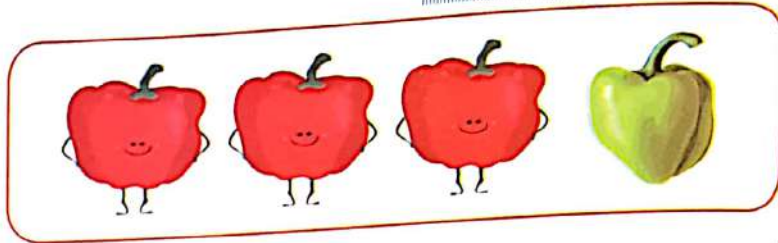
Fourth of shape

$$\frac{1}{4}$$



Fourth of shape

$$\frac{1}{4}$$




Fourth

$$\frac{1}{4}$$



Three Fourths

$$\frac{3}{4}$$



One third

$$\frac{1}{3}$$



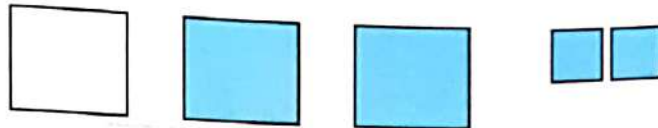
Two third


$$\frac{2}{3}$$




Activity 3


The fraction $\frac{\text{Number of required parts}}{\text{Number of all parts}}$





The fraction represent  is $\frac{\text{Number } \text{Number} \text{ } \text{Number}}{\text{Number } \text{Number} \text{ } \text{Number}} = \frac{2}{3}$

The fraction represent  is $\frac{\text{Number } \text{Number}}{\text{Number } \text{Number} \text{ } \text{Number}} = \frac{1}{3}$


Exercise 1 Complete :





The fraction represent  is $\frac{\text{Number } \text{Number}}{\text{Number } \text{Number} \text{ } \text{Number}} = \frac{2}{\dots\dots}$

The fraction represent  is $\frac{\text{Number } \text{Number}}{\text{Number } \text{Number} \text{ } \text{Number}} = \frac{\dots\dots}{4}$

Exercise 2 Complete :



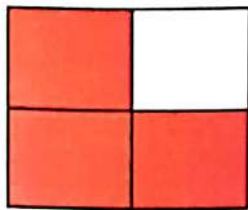
The fraction represent  is $\frac{\text{Number } \text{Number} \text{ } \text{Number}}{\text{Number } \text{Number} \text{ } \text{Number}} = \frac{\dots\dots}{5}$

The fraction represent  is $\frac{\text{Number } \text{Number}}{\text{Number } \text{Number} \text{ } \text{Number}} = \frac{\dots\dots}{\dots\dots}$


Exercise

3

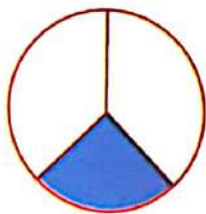
Complete as the example :



The fraction represent
colour Part $\frac{3}{4}$



The fraction represent
Cucumber $\frac{\quad}{\quad}$



The fraction represent
colour Part $\frac{\quad}{\quad}$



The fraction represent
the Car $\frac{\quad}{\quad}$


Exercise

4

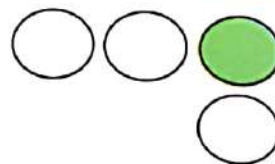
Write the fraction which represent green ships :




$\frac{\quad}{\quad}$



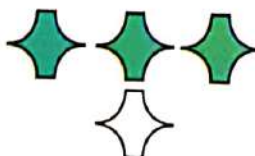
$\frac{\quad}{\quad}$



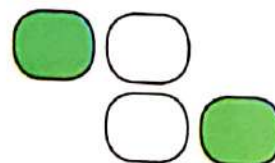
$\frac{\quad}{\quad}$



$\frac{\quad}{\quad}$



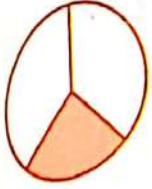
$\frac{\quad}{\quad}$




$\frac{\quad}{\quad}$

Exercises on lesson (107 , 108)


① Write the fraction according to the colour Part :




(.....)



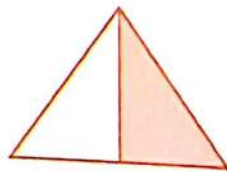
(.....)




(.....)



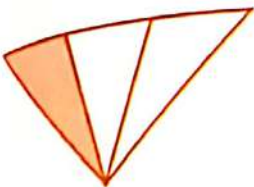
(.....)



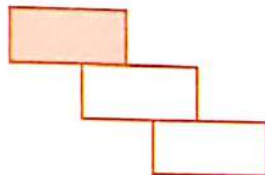
(.....)



(.....)




(.....)



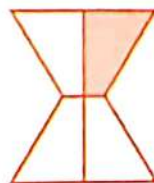
(.....)




(.....)



(.....)



(.....)



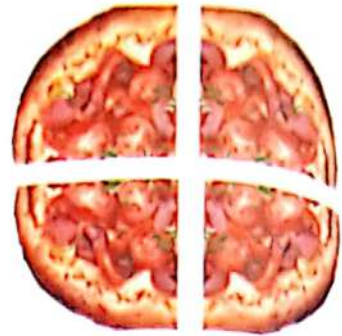
(.....)

2 Write the fraction :

- a Reem eating 3 pieces from pizza which divided into 4 parts .

The solution :


The fraction is



- b Ali has 6 apples , he gave 3 apples of them to his mother .

The solution :


The fraction is



- c Hend had 5 ballones , 2 of them flew away .

The solution :

The fraction is




- d There are 3 chairs , 3 boys sitting on chairs .

The solution :


The fraction is




3) Divide the circle according the fraction , then colour one part with red :



$$\frac{1}{2}$$




$$\frac{1}{3}$$




$$\frac{1}{4}$$


4) Divide the rectangle according the fraction , colour one part with green :



$$\frac{1}{3}$$



$$\frac{1}{4}$$



$$\frac{1}{2}$$

Lesson

(109 , 110)

Solve word problems that include fractions

Hint

After his parents the student repeats the name of the (Day - Date - Month - Year).

Activity 1 Complete :

$$10 + 7 = \dots$$

$$9 + 2 = \dots$$

$$8 - 6 = \dots$$

$$7 - 7 = \dots$$

$$10 + 9 = \dots$$

$$6 + 9 = \dots$$

$$0 + 10 = \dots$$

$$9 - 5 = \dots$$

$$10 + 2 = \dots$$

$$9 - 3 = \dots$$

$$10 - 4 = \dots$$

$$3 + 8 = \dots$$

$$10 + 1 = \dots$$

$$9 + 7 = \dots$$

$$6 - 3 = \dots$$

Activity 2 Complete :

$$\begin{array}{r} 14 \\ + 5 \\ \hline \end{array}$$

$$\begin{array}{r} 12 \\ + 7 \\ \hline \end{array}$$

$$\begin{array}{r} 21 \\ + 6 \\ \hline \end{array}$$

$$\begin{array}{r} 11 \\ + 8 \\ \hline \end{array}$$

$$\begin{array}{r} 24 \\ + 9 \\ \hline \end{array}$$

$$\begin{array}{r} 13 \\ + 5 \\ \hline \end{array}$$

$$\begin{array}{r} 20 \\ - 13 \\ \hline \end{array}$$

$$\begin{array}{r} 55 \\ - 44 \\ \hline \end{array}$$

$$\begin{array}{r} 67 \\ - 52 \\ \hline \end{array}$$

$$\begin{array}{r} 45 \\ - 35 \\ \hline \end{array}$$

$$\begin{array}{r} 70 \\ - 50 \\ \hline \end{array}$$

$$\begin{array}{r} 23 \\ - 13 \\ \hline \end{array}$$

Activity 3 Marwa made pizza, she divide it into 4 parts .
(Write the fractions .)

a His brother eat **one** part of it .
The fractions is $\frac{1}{4}$



b Her sister eat **two** parts of it.
The fractions is $\frac{2}{4}$



Exercise 1 Rana has 4 pieces from biscuits , she gave to Aya 2 parts of them , write the fraction .

The solution :


The fraction is



Exercise 2 Sara made pie , she divided it into 4 parts , her family ate 3 parts from them .
Write the fraction of the reminded part .

The solution :

The fraction is



Exercise 3 Karim had apple pie , he divided it into 2 parts ,
(He eat one part from them , write the fraction .)

The solution :

The fraction is

Exercises on lesson (109 , 110)

- 1) Wesam bought one pizza , he divided it into 6 parts
(he eat 2 parts of them, write the fraction .)

(solution) The fraction is



- 2) Omar bought one pizza , he divided it to 3 parts,
(he ate 2 parts of them, write the fraction.)

(solution) The fraction is




- 3) Rania cut 6 flowers, 4 flowers of them are red, 2 flowers
(of them are yellow, write the fraction of red flowers.)

(solution) The fraction is



- 4) Dina had 3 pieces of biscuits, she ate all pieces,
(write the fraction.)

(solution) The fraction is



5) Nassym has 3 balls, 2 of them damage, what is the fraction that represent the good ball?

(solution) The fraction is




6) There are 4 flowers, Ashraf gave one to Sara, what is the fraction that represent what Sara take?

(solution) The fraction is



7) Mezo has 4 stones he loss one. what is the fraction that represent the loss stone?

(solution) The fraction is



8) Hassan has 6 pens, he gave 3 to his brother, what is the fraction that represent the remained pens?

(solution) The fraction is




Activities from the school book

Activity 1



- a What is fraction of the red ?
- b What fraction of the flowers are blue ?
- c What fraction of the flowers are red and blue ?

Activity 2



- a What is fraction of the alarms is red ?
- b What is fraction of the alarms is green ?
- c What is fraction of the all alarms ?

Activity 3



- a What is fraction of the soccer ball is big ?
- b What is fraction of the soccer ball is small ?
- c What is fraction of the soccer ball is colored ?

Activity 4



- What is fraction of the ball is red ?
- What is fraction of the balls is green ?
- What is fraction of all ball ?

Activity 5



- What is fraction of the bikes are red ?
- What is fraction of the bikes are blue ?
- What is fraction of the bikes are red and blue ?

Activity 6





- What is fraction of the small pie ?
- What is fraction of the big pie ?
- What is fraction of all the pies ?


Check

Self - check 1





1 Write the fraction according to shaded parts :



2 Colour flowers according to $\frac{3}{4}$:



3 Put ($>$ or $<$ or $=$) :



4 Complete :

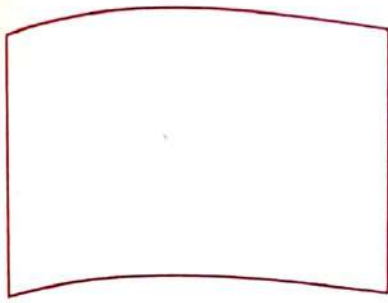
a The fraction represent the green house =



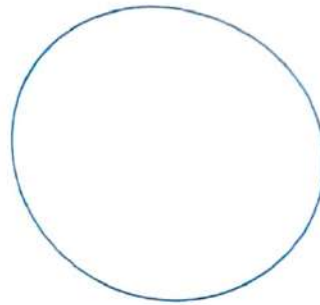
b The fraction represent the red house =



5) Divide each shape and colour according to the fraction :



$$\frac{1}{3}$$

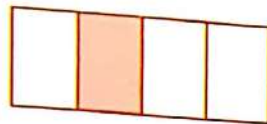


$$\frac{1}{2}$$

6) Write the fraction according to the coloured part :



(.....)



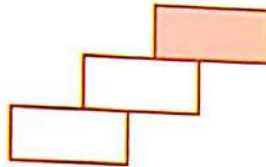
(.....)



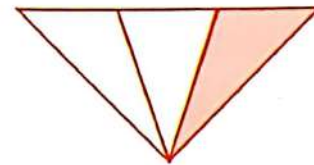
(.....)



(.....)




(.....)



(.....)

7) Moneer catch 4 fish he gave 1 fish to his uncle , writ the fraction that represent the part of the uncle.

(solution) The fraction is

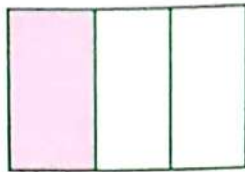


Check

Self - check 2

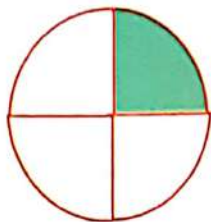
1 Choose the suitable fraction :

a



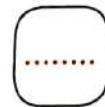



$$\left(\frac{1}{4} , \frac{1}{3} , \frac{1}{2} \right)$$

b



$$\left(\frac{1}{4} , \frac{1}{3} , \frac{1}{2} \right)$$

2 Complete using (< or > or =) :



3 From the following colour $\frac{2}{3}$ the balloons :



4 Complete :

a

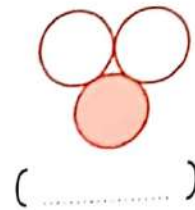
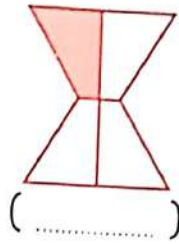
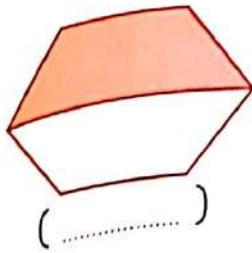
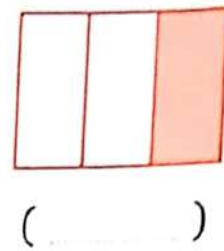
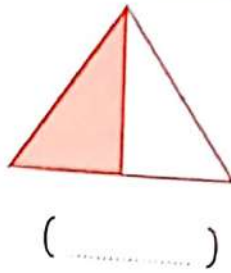

The fraction that represent the blue cars

b

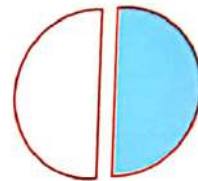
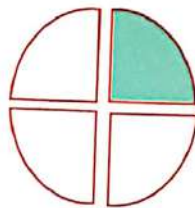
The fraction that represent the red cars



5 Write the fraction according to the coloured part :



6 Join with the suitable fraction :



Half

Third

Quarter

7 Complete :



- The fraction that represent the small bear is
- The fraction that represent the big bear is
- The fraction that represent the all bears is

For more activities and exercises , enjoy with the skill skills

**Unit
Six**

Representing Data



Lesson

(111, 112, 113)

Representing Data

Hint


After his parents the student repeats the name of the (Day - Date - Month - Year).

Activity

1

Put ($>$ or $<$ or $=$) :

a




b



c



d




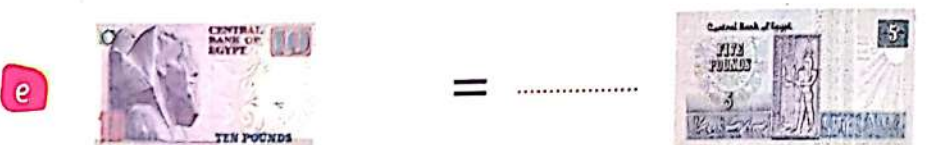



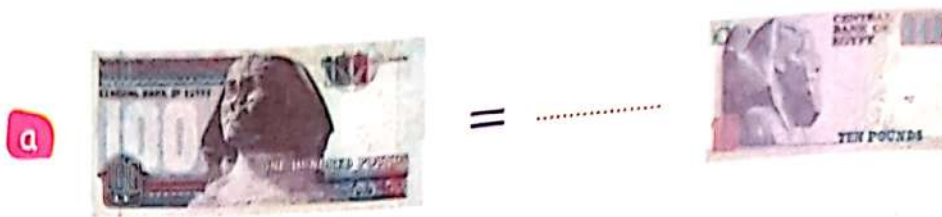
e



f



Activity 2 Share and play with the bank counter :
























Representing data

Method to represent the data to get understanding and organizing the data

a Representing by pictograph . b Representing by bar graph .

Activity 3

a Representing by pictograph :

Cows	  
Goats	   
Hens	      
Sheeps	    

Key

Each picture represent 5 animals

The number of pictures of cows is 3 .

Then the number of cows = Picture + Picture + Picture
= 5 + 5 + 5 = 15

The number of pictures of hens is 7 .

The number of hens = 5 + 5 + 5 + 5 + 5 + 5 + 5 = 35

The number of pictures of goats is

The number of goats = + + + =

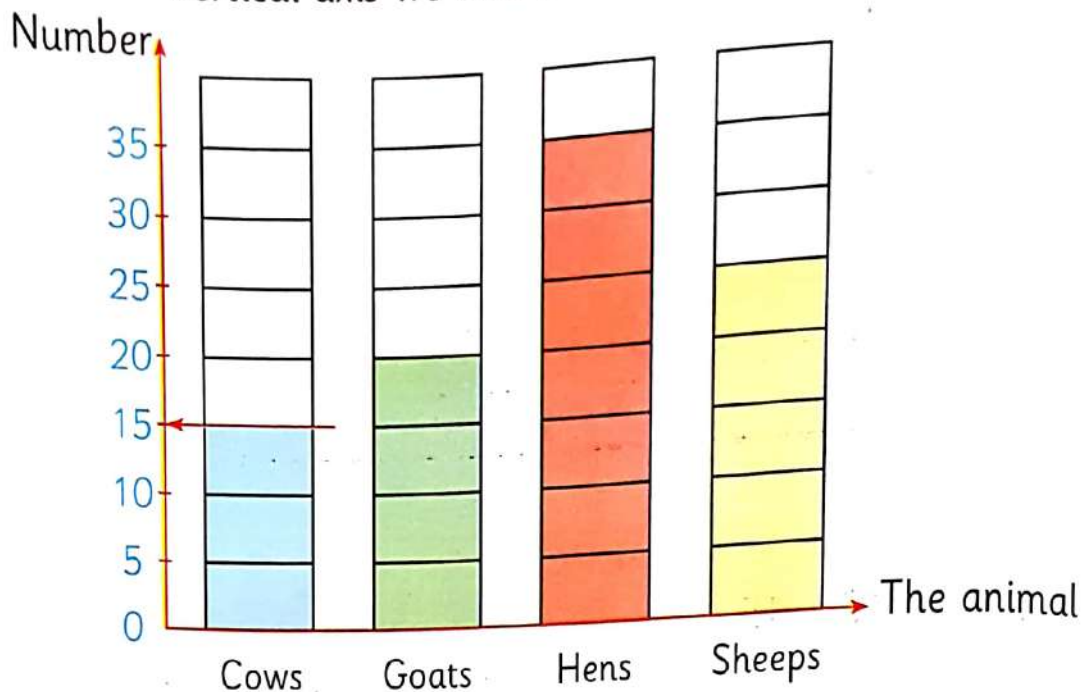
The number of pictures of Sheeps is

The number of Sheeps = + + + +
=





b

Repressing by bar graph there are two axis :

- * Horizontal axis we write the name of animals .
- * Vertical axis we writ the number of animals .



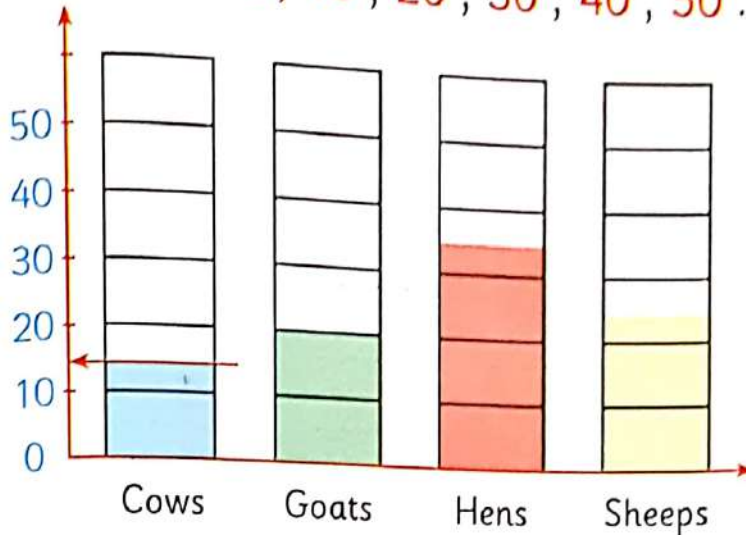
Complete the table :

Animals	   
Numbers

- a How many Cows in the farm ?
- b How many hens in the farm ?
- c The difference between the number of hens and goats?
- d The least animal is

Activity 4 Can you change the scale of the graph?
- Yes, I can.

** The scale is 0, 10, 20, 30, 40, 50.



The number of cows in the middle between two numbers 20 and 10 is 15.

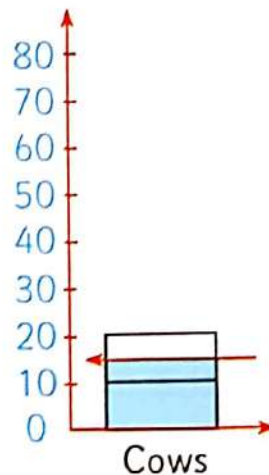
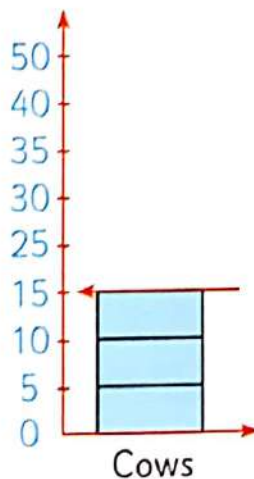
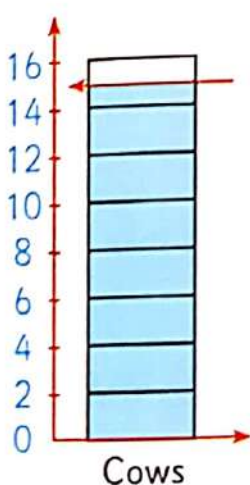
** The scale is (even number) 2, 4, 6, 8, 10, 12, ...
The number of cows lies between two numbers 14 and 16 is 15.

Which is better for you?

Scale 5, 10, 15, ...

or scale 10, 20, 30, ...

or scale 2, 4, 6, ...





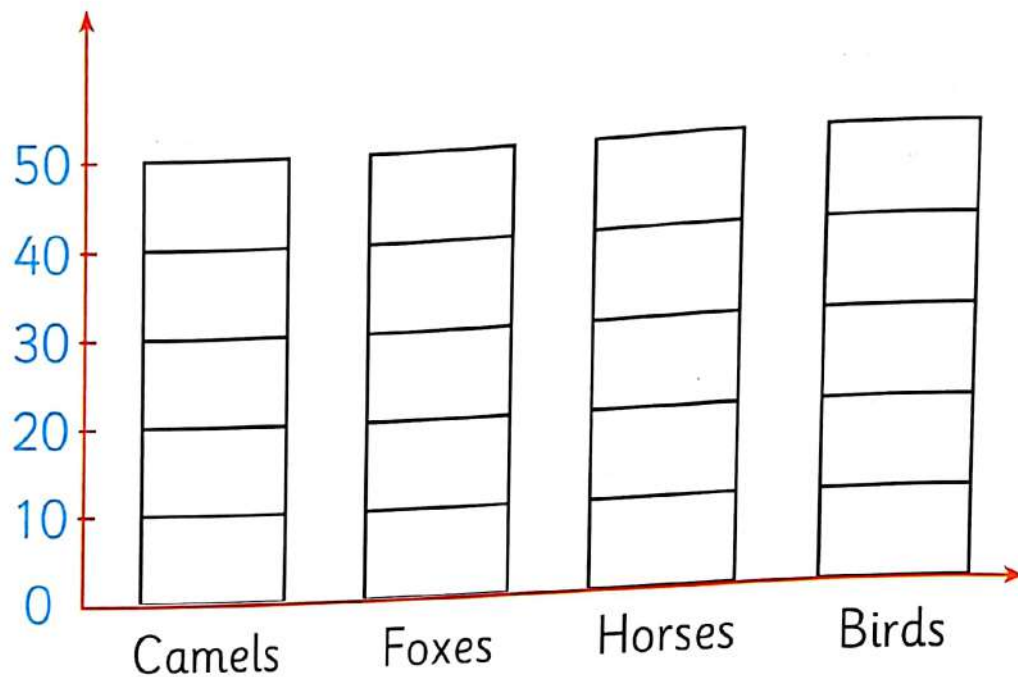
Activity

5

My Grandfather farm has animals :

Animal	Camel	Fox	Horse	Bird
Number	30	25	20	45


Represent data by bars lines :



- The number of all animals in the farm
- The number of foxes and birds together
- The difference between camels and horses
- What is the animal that more representing in graph ?


Exercises on lessons (111,112,113)

- ① Asking some pupils about your favourite fruit , then represent by bar lines :



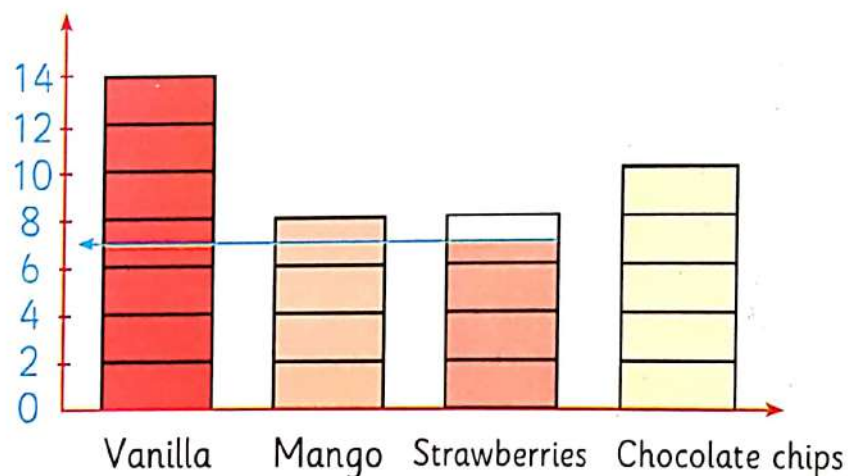
- a) The number of pupils whose prefer oranges
- b) How many pupils prefer apples and bananas ?
- c) The difference between the number of pupils whose prefer dates and bananas ?
- d) The least favourite fruits in this graph is

- 2) When you ask your friends about favourite pizza , then represent in pictograph .



- a) How many pupils liked cheese and green pepper?
 b) How many fewer pupils liked mushrooms than olives?
 c) How many pupils liked cheese , green pepper and olives?


- 3) When you ask about ice cream lover , then represents this in bar graph ?



- How many persons who prefer ice cream flavour strawberries ?

Activities from the school book

What's your favourite fruits , then ripest in graphs :



From the graph complete :

- a) How many pupils like 🍓?
- b) Number of pupils prefer 🍓 Number of pupils prefer 🍎 .
- c) The difference between number of pupils prefer 🍓 And prefer 🍐 .

Solution : The numbers = - =

Hint

After his parents the student repeats the name of the (Day - Date - Month - Year).

Activity 1 Choose the answer that's right for you:



Morning - Evening



Morning - Evening



Morning - Evening

Activity 2 Draw two hands of o'clock according to the times :

a I'm eating my dinner at 9 p.m .



b I'm learning my lessons at 4 : 15 p.m.




c I'm eating my breakfast at 6 : 30 am .



Activity 3 Choose the closest time :

- a The time need to eat my breakfast
(15 minutes - 2 hours - 3 hours)
- b We travelled from Tanta to Alexandria at
(30 minutes - 45 minutes - 3 hours)
- c The time of the school period on is
(2 hours - 15 minutes - 45 minutes)
- d The time from my house to the school on foot is
(2 hours - 15 minutes - 3 hours)

Activity 4 Draw the long hand according to the time :





Application on arrays

1 Array of egg dish :

Number of rows 2

$$\dots + \dots = 6$$

Number of Column 3

$$\dots + \dots + \dots = 6$$

Then : array 2 by 3



2 Array of cakes dish :

Number of rows

$$\dots + \dots + \dots + \dots = \dots$$

Number of Column

$$\dots + \dots + \dots = \dots$$

Then: array by



3 Array of Rectangles :


Number of rows

$$\dots + \dots + \dots + \dots = \dots$$

Number of Column

$$\dots + \dots = \dots$$

Then : array by



4) Array of jelly :

Number of rows

..... + + + =

Number of Column

..... + + =

Then : array by



5) Array of the soldiers :

Number of rows

..... + =

Number of Column

..... + + + + + =

Then : array by



6) Array of Carrots :


Number of rows

..... + + + =

Number of Column

..... + + + =

Then : array by





Another application of arrays

Activity



Array structure :

Array 2 by 3

By colouring 2 Rows and 3 Column

	Col.1	Col.2	Col.3	
Row.1				
Row.2				

When tossing a die twice , the first is rows and the second tossing is columns .



Number of rows 4
and number of columns 2
Then its called : array 4 by 2



Number of rows
and number of columns
Then its called : array by



Number of rows
and number of columns
Then its called array by



d

Array by

Number of rows

..... + + =

Number of Columns

..... + + + =



e

Array by

Number of rows

..... + =

Number of Columns

..... + + =



f

Array by

Number of rows

..... + =

Number of Columns

..... + + + =



g

Array by

Number of rows

..... + + =

Number of Columns

..... + + =

Lesson

(116: 120)

Problem-solving strategy

Hint

After his parents the student repeats the name of the (Day - Date - Month - Year).

Activity

1

Share and play with bank counter to choose:

LE 43



Activity

2

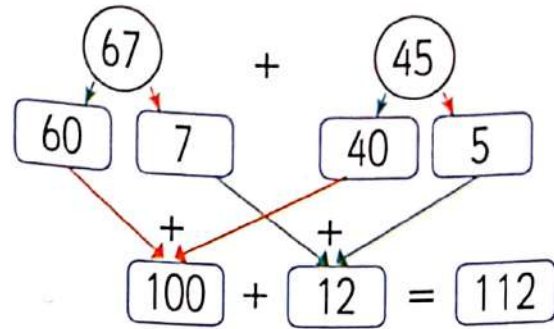
Share and play with bank counter to choose:

LE 102

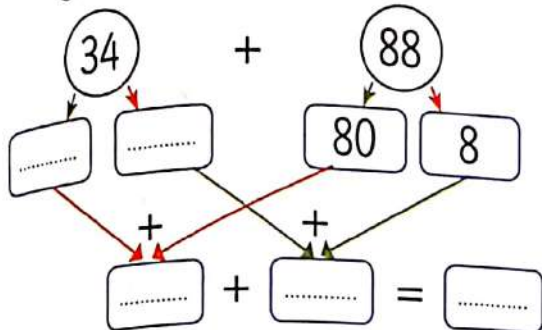


Activity 3 Adding by decomposing :

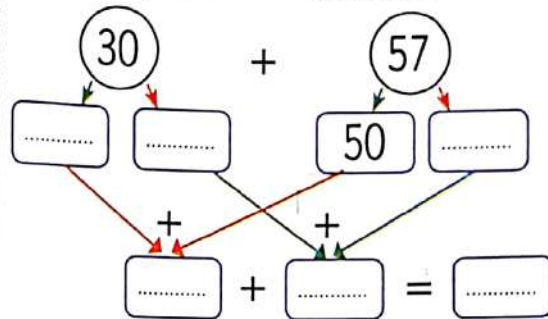
$$67 + 45 = \dots\dots\dots$$



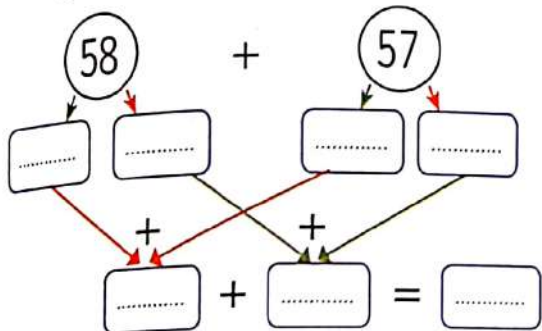
$$34 + 88 = \dots\dots\dots$$



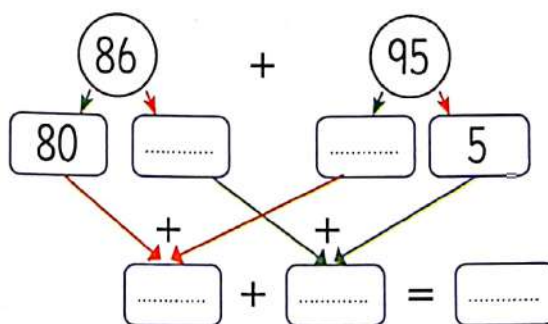
$$30 + 57 = \dots\dots\dots$$



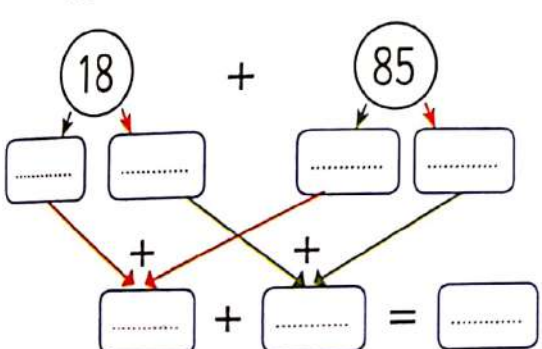
$$58 + 57 = \dots\dots\dots$$



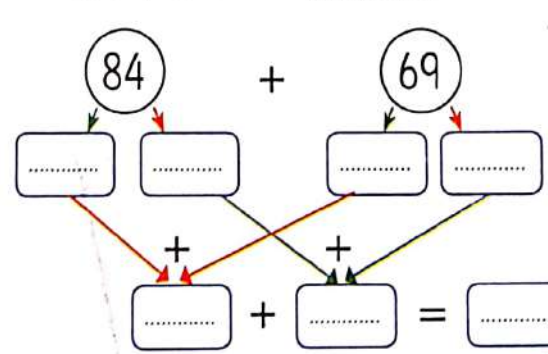
$$86 + 95 = \dots\dots\dots$$



$$18 + 85 = \dots\dots\dots$$



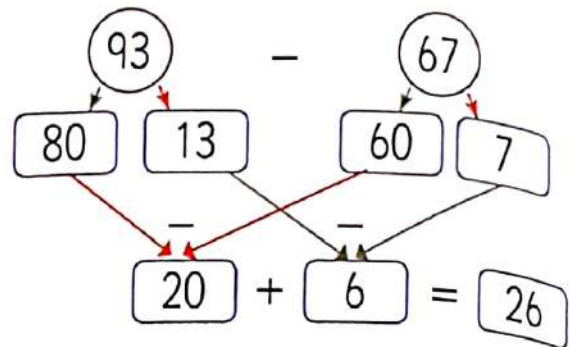
$$84 + 69 = \dots\dots\dots$$



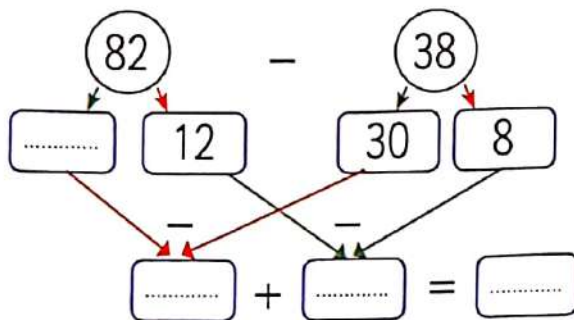
Activity 4

Subtracting by decomposing :

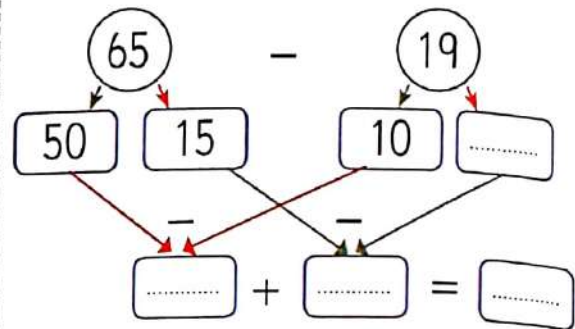
$$93 - 67 = \dots\dots\dots$$



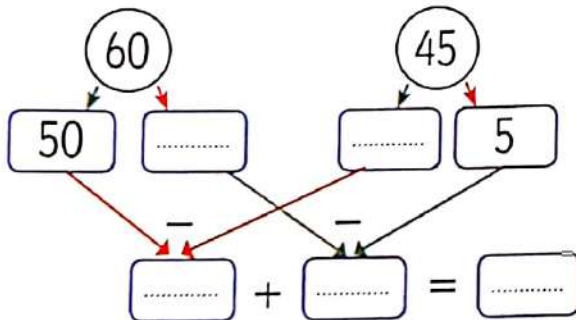
$$82 - 38 = \dots\dots\dots$$



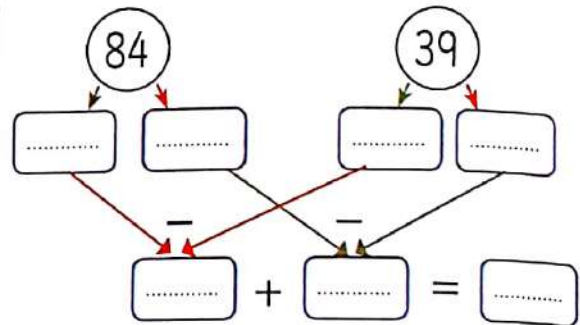
$$65 - 19 = \dots\dots\dots$$



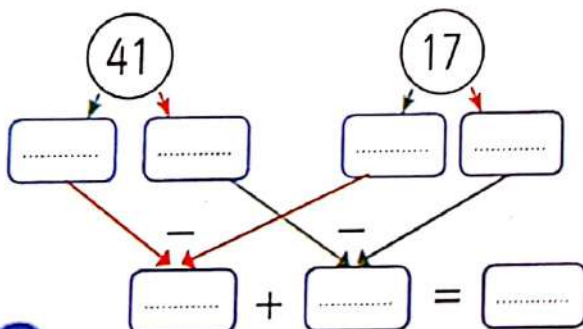
$$60 - 45 = \dots\dots\dots$$



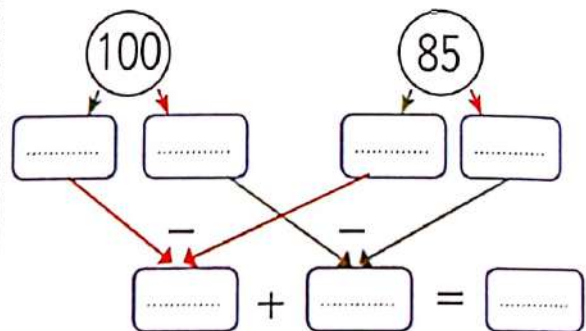
$$84 - 39 = \dots\dots\dots$$



$$41 - 17 = \dots\dots\dots$$



$$100 - 85 = \dots\dots\dots$$



Exercise 1 Add as the example (A):

a

$$\begin{array}{r} 3 \quad 4 \quad 1 \\ + \quad 7 \quad 7 \\ \hline 4 \quad 1 \quad 8 \end{array}$$

b

$$\begin{array}{r} 2 \quad 7 \quad 1 \\ + \quad 5 \quad 1 \\ \hline \end{array}$$

c

$$\begin{array}{r} 3 \quad 6 \quad 0 \\ + \quad 1 \quad 5 \quad 5 \\ \hline \end{array}$$

d

$$\begin{array}{r} 7 \quad 3 \quad 3 \\ + \quad 1 \quad 9 \quad 0 \\ \hline \end{array}$$

e

$$\begin{array}{r} 2 \quad 5 \quad 6 \\ + \quad 8 \quad 0 \\ \hline \end{array}$$

f

$$\begin{array}{r} 1 \quad 2 \quad 2 \\ + \quad 1 \quad 8 \quad 8 \\ \hline \end{array}$$

g

$$\begin{array}{r} 3 \quad 5 \quad 2 \\ + \quad 4 \quad 5 \quad 6 \\ \hline \end{array}$$

h

$$\begin{array}{r} 4 \quad 4 \quad 4 \\ + \quad 1 \quad 8 \quad 4 \\ \hline \end{array}$$

i

$$\begin{array}{r} 2 \quad 2 \quad 7 \\ + \quad 1 \quad 9 \quad 0 \\ \hline \end{array}$$

Exercise 2 Add as the example (A):

a

$$\begin{array}{r} 5 \quad 6 \quad 5 \\ + \quad 7 \quad 6 \\ \hline 6 \quad 4 \quad 1 \end{array}$$

b

$$\begin{array}{r} 2 \quad 1 \quad 8 \\ + \quad 8 \quad 5 \\ \hline \end{array}$$

c

$$\begin{array}{r} 1 \quad 8 \quad 4 \\ + \quad 5 \quad 8 \\ \hline \end{array}$$

d

$$\begin{array}{r} 3 \quad 5 \quad 8 \\ + \quad 2 \quad 5 \quad 7 \\ \hline \end{array}$$

e

$$\begin{array}{r} 3 \quad 1 \quad 3 \\ + \quad 2 \quad 8 \quad 9 \\ \hline \end{array}$$

f

$$\begin{array}{r} 2 \quad 7 \quad 7 \\ + \quad 2 \quad 6 \quad 3 \\ \hline \end{array}$$

Exercise 3 Subtract as the example (A):

a

$$\begin{array}{r} 1 \quad 8 \quad 2 \\ - \quad 3 \quad 8 \\ \hline 1 \quad 6 \quad 4 \end{array}$$

b

$$\begin{array}{r} 1 \quad 8 \quad 0 \\ - \quad \quad 3 \quad 1 \\ \hline \end{array}$$

c

$$\begin{array}{r} 2 \quad 2 \quad 5 \\ - \quad 1 \quad 1 \quad 6 \\ \hline \end{array}$$

d

$$\begin{array}{r} 4 \quad 6 \quad 4 \\ - \quad 2 \quad 1 \quad 5 \\ \hline \end{array}$$

e

$$\begin{array}{r} 3 \quad 5 \quad 3 \\ - \quad \quad 4 \quad 7 \\ \hline \end{array}$$

f

$$\begin{array}{r} 5 \quad 4 \quad 1 \\ - \quad 2 \quad 1 \quad 9 \\ \hline \end{array}$$

g

$$\begin{array}{r} 5 \quad 0 \quad 7 \\ - \quad 1 \quad 8 \quad 0 \\ \hline \end{array}$$

h

$$\begin{array}{r} 9 \quad 6 \quad 5 \\ - \quad 7 \quad 7 \quad 5 \\ \hline \end{array}$$

i

$$\begin{array}{r} 2 \quad 3 \quad 4 \\ - \quad 1 \quad 6 \quad 2 \\ \hline \end{array}$$

Exercise 4 Subtract as the example (A):

a

$$\begin{array}{r} 1 \quad 13 \quad 10 \\ 2 \quad 4 \quad 0 \\ - \quad \quad 6 \quad 5 \\ \hline 1 \quad 7 \quad 5 \end{array}$$

b

$$\begin{array}{r} 3 \quad 3 \quad 0 \\ - \quad \quad 4 \quad 7 \\ \hline \end{array}$$

c

$$\begin{array}{r} 2 \quad 9 \quad 4 \\ - \quad \quad 9 \quad 5 \\ \hline \end{array}$$

d

$$\begin{array}{r} 2 \quad 3 \quad 0 \\ - \quad 1 \quad 5 \quad 7 \\ \hline \end{array}$$

e

$$\begin{array}{r} 4 \quad 5 \quad 6 \\ - \quad 4 \quad 8 \quad 4 \\ \hline \end{array}$$

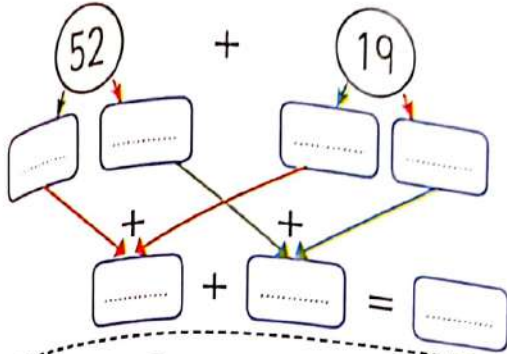
f

$$\begin{array}{r} 5 \quad 0 \quad 0 \\ - \quad 2 \quad 5 \quad 6 \\ \hline \end{array}$$

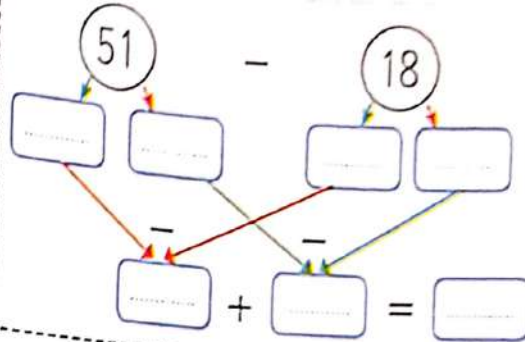
Exercises on lessons (116 , 120)

1) Complete :

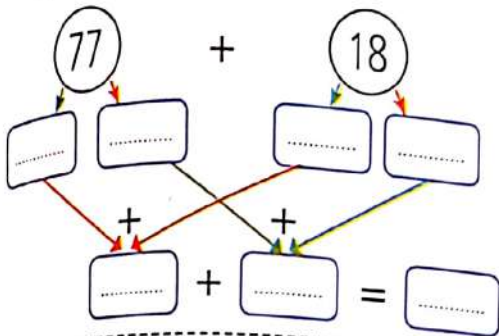
$$52 + 19 =$$



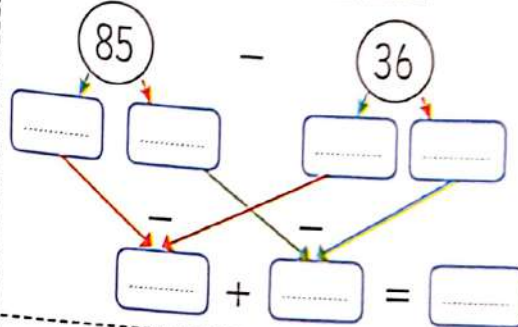
$$51 - 18 =$$



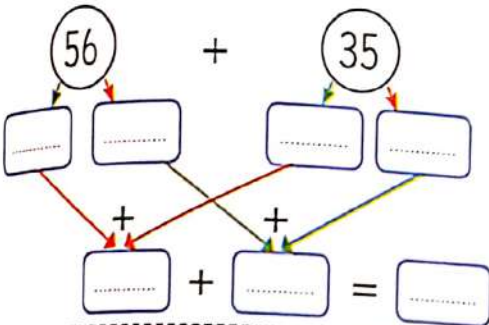
$$77 + 18 =$$



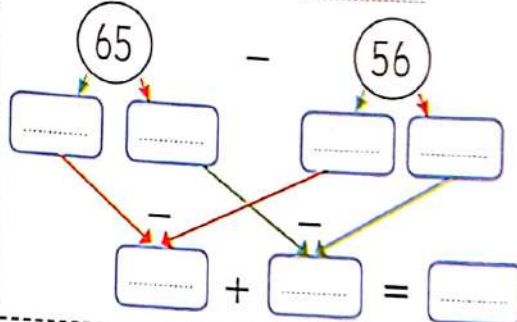
$$85 - 36 =$$



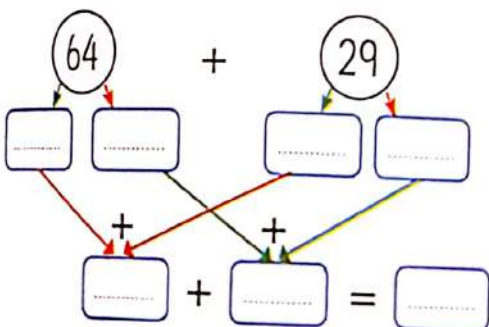
$$56 + 35 =$$



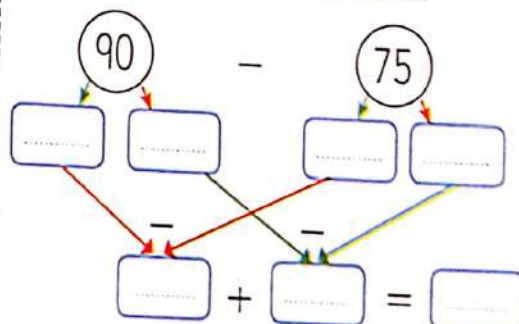
$$65 - 56 =$$



$$64 + 29 =$$



$$90 - 75 =$$



2 Adding :

a

$$\begin{array}{r} 3 \quad 3 \quad 3 \\ + \quad 2 \quad 8 \quad 4 \\ \hline \end{array}$$

b

$$\begin{array}{r} 5 \quad 6 \quad 2 \\ + \quad 1 \quad 8 \quad 7 \\ \hline \end{array}$$

c

$$\begin{array}{r} 1 \quad 2 \quad 2 \\ + \quad 1 \quad 8 \quad 3 \\ \hline \end{array}$$

d

$$\begin{array}{r} 1 \quad 1 \quad 1 \\ + \quad 1 \quad 9 \quad 2 \\ \hline \end{array}$$

e

$$\begin{array}{r} 8 \quad 8 \quad 8 \\ + \quad \quad 8 \quad 1 \\ \hline \end{array}$$

f

$$\begin{array}{r} 5 \quad 9 \quad 2 \\ + \quad 1 \quad 9 \quad 3 \\ \hline \end{array}$$

g

$$\begin{array}{r} 1 \quad 1 \quad 2 \\ + \quad 4 \quad 8 \quad 9 \\ \hline \end{array}$$

h

$$\begin{array}{r} 5 \quad 5 \quad 5 \\ + \quad 3 \quad 5 \quad 6 \\ \hline \end{array}$$

i

$$\begin{array}{r} 5 \quad 0 \quad 7 \\ + \quad 2 \quad 9 \quad 3 \\ \hline \end{array}$$

j

$$\begin{array}{r} 3 \quad 1 \quad 8 \\ + \quad 1 \quad 8 \quad 4 \\ \hline \end{array}$$

k

$$\begin{array}{r} 5 \quad 6 \quad 1 \\ + \quad 2 \quad 6 \quad 9 \\ \hline \end{array}$$

l

$$\begin{array}{r} 2 \quad 2 \quad 8 \\ + \quad 2 \quad 8 \quad 2 \\ \hline \end{array}$$

m

$$\begin{array}{r} 3 \quad 9 \quad 0 \\ + \quad 3 \quad 9 \quad 0 \\ \hline \end{array}$$

n

$$\begin{array}{r} 4 \quad 8 \quad 8 \\ + \quad 4 \quad 8 \quad 1 \\ \hline \end{array}$$

o

$$\begin{array}{r} 2 \quad 9 \quad 1 \\ + \quad 3 \quad 0 \quad 9 \\ \hline \end{array}$$

3) Subtract :

a

$$\begin{array}{r} 275 \\ - \quad 56 \\ \hline \end{array}$$

b

$$\begin{array}{r} 414 \\ - \quad 51 \\ \hline \end{array}$$

c

$$\begin{array}{r} 213 \\ - \quad 118 \\ \hline \end{array}$$

d

$$\begin{array}{r} 312 \\ - \quad 109 \\ \hline \end{array}$$

e

$$\begin{array}{r} 657 \\ - \quad 62 \\ \hline \end{array}$$

f

$$\begin{array}{r} 303 \\ - \quad 115 \\ \hline \end{array}$$

g

$$\begin{array}{r} 438 \\ - \quad 119 \\ \hline \end{array}$$

h

$$\begin{array}{r} 455 \\ - \quad 365 \\ \hline \end{array}$$

i

$$\begin{array}{r} 300 \\ - \quad 187 \\ \hline \end{array}$$

j

$$\begin{array}{r} 250 \\ - \quad 47 \\ \hline \end{array}$$

k

$$\begin{array}{r} 189 \\ - \quad 97 \\ \hline \end{array}$$

l

$$\begin{array}{r} 196 \\ - \quad 99 \\ \hline \end{array}$$

m

$$\begin{array}{r} 326 \\ - \quad 307 \\ \hline \end{array}$$

n

$$\begin{array}{r} 615 \\ - \quad 221 \\ \hline \end{array}$$

o

$$\begin{array}{r} 600 \\ - \quad 308 \\ \hline \end{array}$$

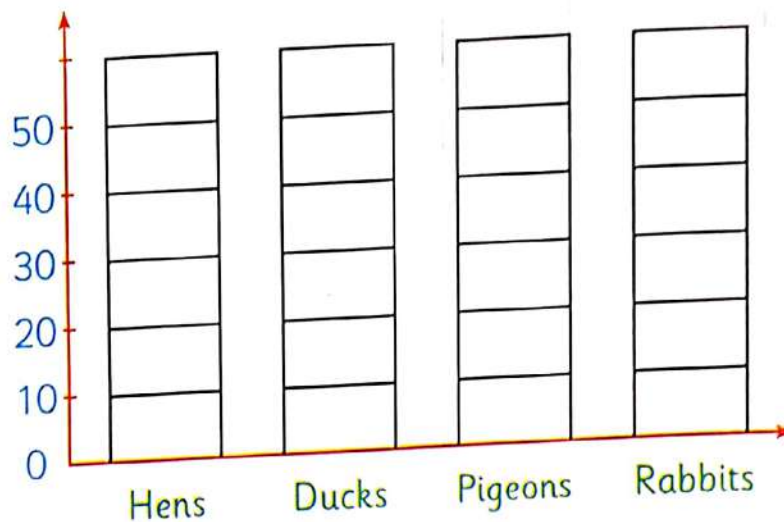
Check

Self - check 1

- 1 On my grandmother's farm, some animals are listed in the following table:















Animal	Hens	Ducks	Pigeons	Rabbits
Number	40	15	10	35

Representing data by columns ,
then answer the questions ?




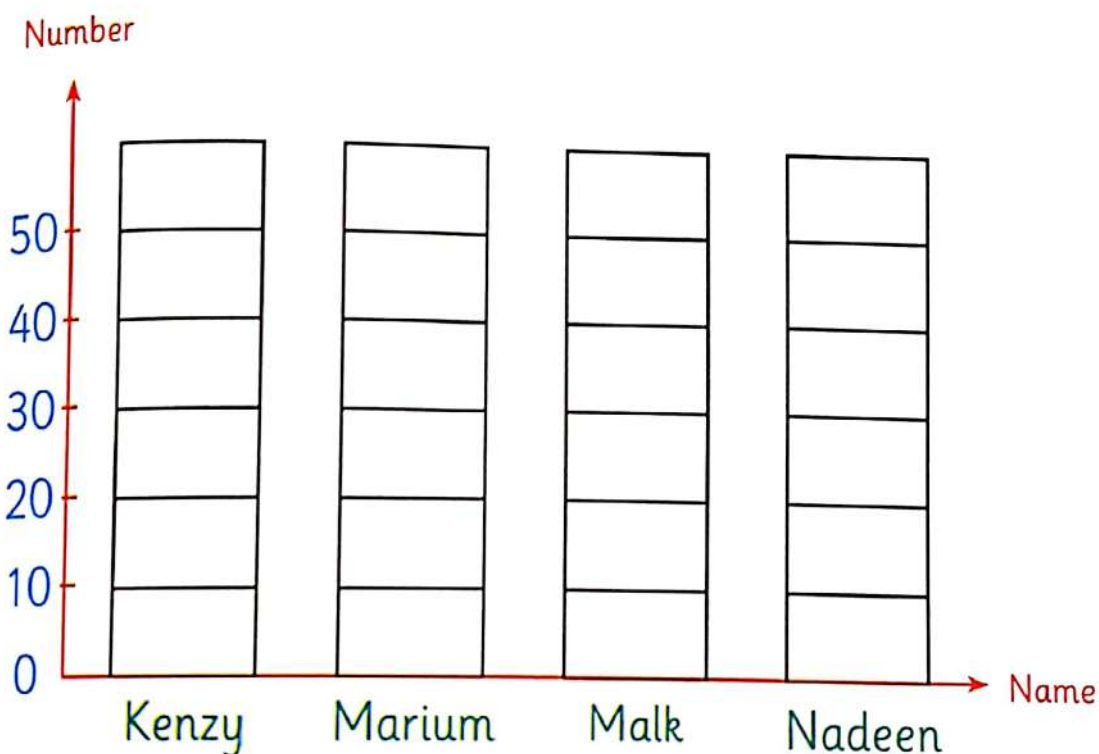
- a How many animals in the grandmother's farm ?
- b How many hens and ducks together ?
- c The difference between rabbits and hens ?
- d What is the animal that more representing in graph ?

2) Representing data by bar graph of flowers with each girl, then listed it in the following table:

Kenzy				
Mairum				
Malk				
Nadeen				 

Name	Kenzy	Marium	Malk	Nadeen
No. of flowers	25

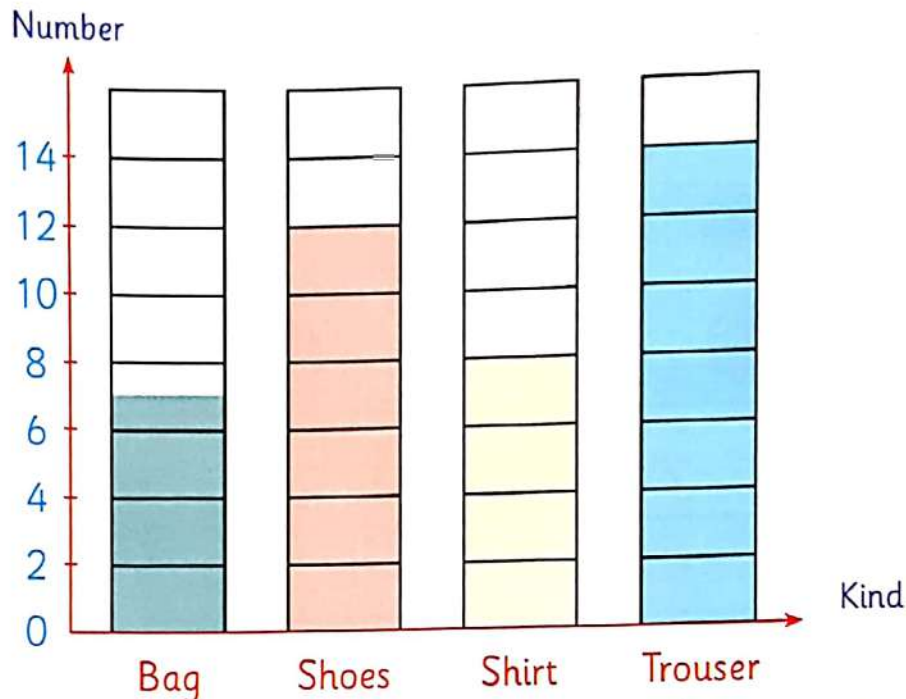
Key
 = 5 Flowers





Self - check 2

- 1 The graph below represent data about number of some kind in a shop :



Complete the chart using a graphical representation, then answer the questions:

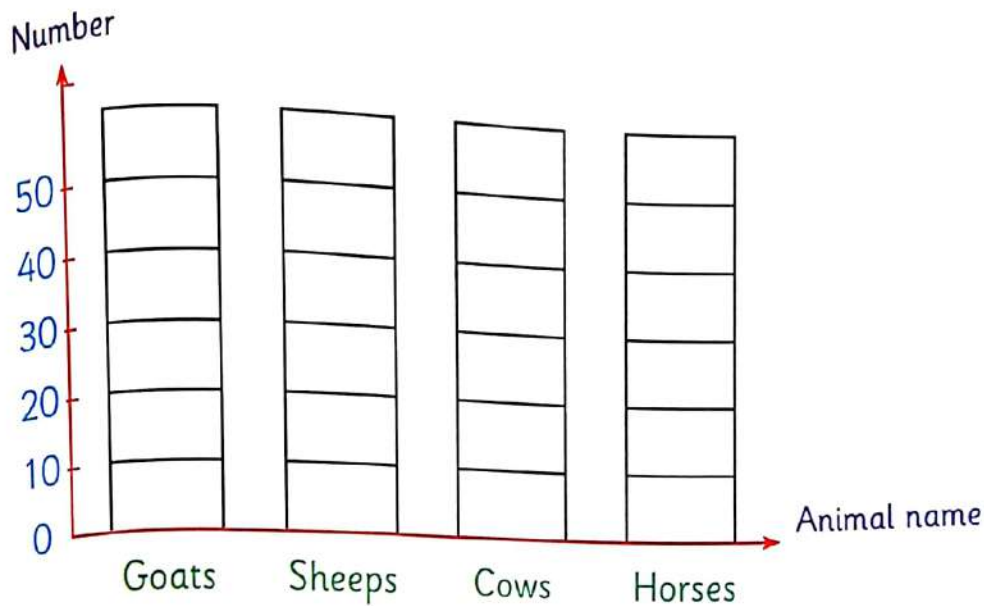
Kind	Bag	Shoes	Shirt	Trouser
Number	12

- a How many bags in the shop ?
- b How many trousers and shirts all together ?
- c What is the increase of no. of shoes than no. of shirts ?
- d What is the kind that has more representing ?

2) In my father farm there are the following animals :

Animal	Goats	Sheeps	Cows	Horses
Number	20	40	15	10

represent the number of animals by the bar graph then complete:



- What is the number of animals in the farm ?
- What is the number of goats and sheeps together ?
- What is the difference between the number of cows and no. of horses ?
- What is the animal that has more representing ?

For more activities and exercises, enjoy with the skill skills

Bakkar in maths

Bakkar activities on the units

Bakkar exercises

1

1 Find the result :

Tens	Ones		Hundred	Tens	Ones		Hundred	Tens	Ones
7	2		4	0	9		3	5	3
3	5	+	3	7	8	-		3	4

2 Write the amount of money



= pounds



= pounds

3 Choose the correct answer :

a $\triangle \square \triangle \triangle \square$ the pattern is : ($\triangle \square$, $\triangle \triangle \triangle \square$, \triangle)

b The number 610 is number. (even, odd)

c 10, 15, 20, 25, the rule is (+10, +5, -10)

d  ($\frac{1}{4}$, $\frac{1}{3}$, $\frac{1}{2}$)

e  ($\frac{1}{4}$, $\frac{1}{3}$, $\frac{1}{2}$)

4 Estimate the result by using place value (The first digit left).

$$\begin{array}{r} 73 \\ + 41 \\ \hline \end{array}$$

Estimate to \rightarrow

Estimate to \rightarrow $+$

$$\begin{array}{r} 384 \\ - 146 \\ \hline \end{array}$$

Estimate to \rightarrow

Estimate to \rightarrow $-$

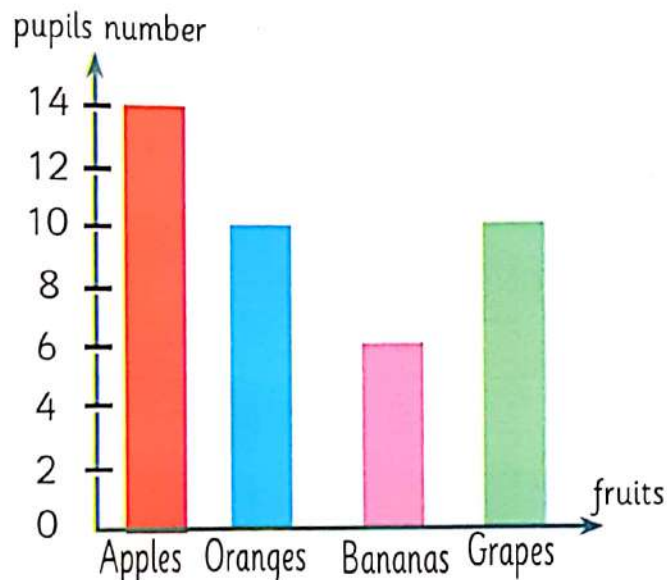
5 Amr bought a book for 85 pounds , and new suite by 473
How many pounds did Amr pay ?

(solution) He paid = + = pounds.

The amount	hundreds 100 pounds	Tens 10 pound	Ones 1 pound
.....
.....
The sum

6 Complete the table then answer the questions :

Fruits	The number
Apples
Oranges
Bananas
Grapes



a The number of bananas =

b The number of orange (....) the number of grapes.


1 Find the result :

Tens	Ones		Hundred	Tens	Ones		Hundred	Tens	Ones
4	3		3	9	0		7	1	8
4	9	+	5	7	8	-	1	3	4


2 Complete :

- The even numbers lies between 10 and 20 are
- The approximate 738 to the nearest hundred is
- The odd number just after 569 is
- 75 , 66 , 57 , , the rule is
- The estimate of number 385 is (according to place value).


3 Write the fractions :



(.....)



(.....)



(.....)

4 Complete :

The number of rows are

The number of columns are

Then array is by

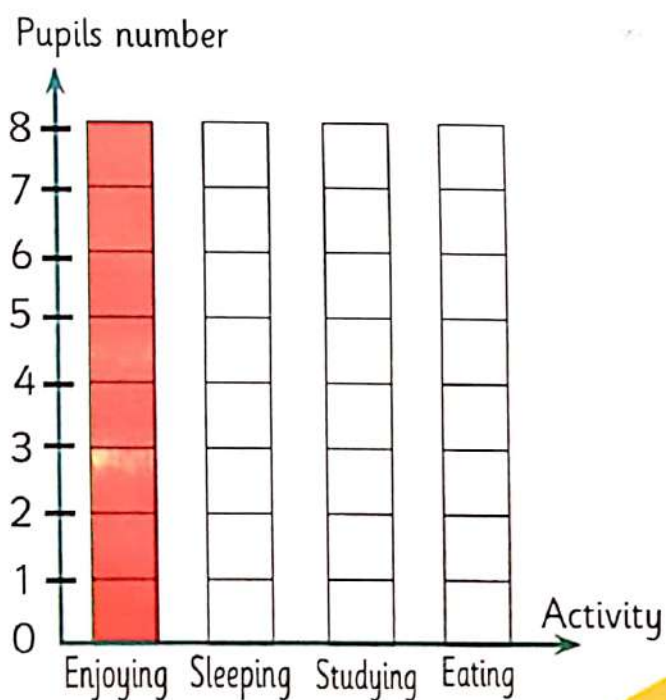


5 Complete the number sentences using Fact house :

4		9	
9	+		=
	+	9	=
13	-		=
	-		=

6 The teacher asked his students , what did you do at 5 p.m at

Activity	Numbers of pupils
Enjoying	8
Sleeping	7
Studying	9
Eating	6



1 Find the result :

$$\begin{array}{r} 76 \\ + 18 \\ \hline \end{array}$$

$$\begin{array}{r} 461 \\ + 153 \\ \hline \end{array}$$

$$\begin{array}{r} 670 \\ - 190 \\ \hline \end{array}$$

$$\begin{array}{r} 619 \\ - 97 \\ \hline \end{array}$$

$$\begin{array}{r} 164 \\ - 100 \\ \hline \end{array}$$


2 Complete the table :

Problems	Sum	Odd/Even
5 + 6		
8 + 10		
3 + 40		

3 Complete :

a S S G S S G S S G the rule is

b Array by



c Saher bought a shoes by 180 pounds and a toy by 55 pounds. How much did Saher pay ?

(solution Saher paid = + = pound

4 Estimate each number then , Find the result :

$$\begin{array}{r} 87 \\ + 14 \\ \hline \end{array}$$

Estimate to \rightarrow

Estimate to \rightarrow $+$

$$\begin{array}{r} 98 \\ - 71 \\ \hline \end{array}$$

Estimate to \rightarrow

Estimate to \rightarrow $-$

5 Hossam bought a pizza , that consists of 3 pieces ,
He ate 2 pieces. Write the fraction represent
of remainder of pizza.

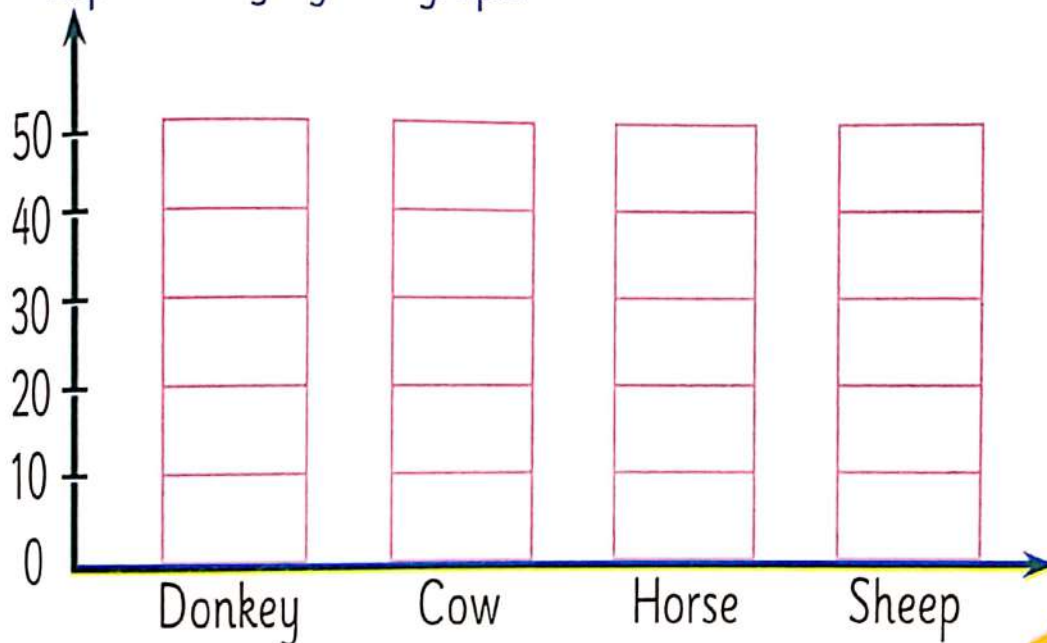
(Solution) The fraction is



6 The following table show the animals in a farm .

The animal	Donkey	Cow	Horse	Sheep
The number	20	15	30	40

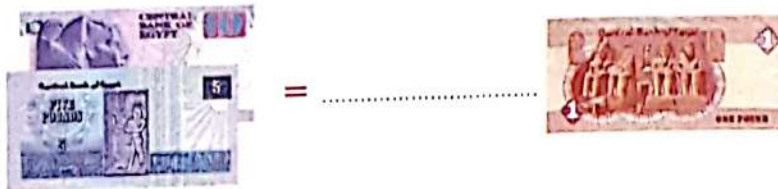
Representing by bar graph.



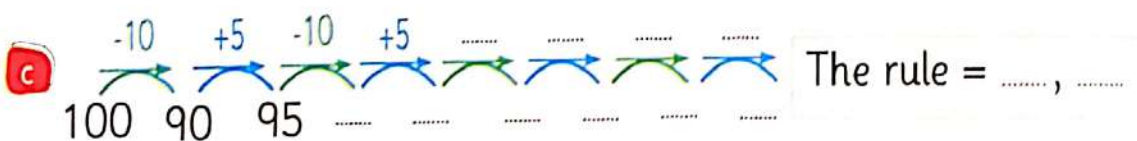
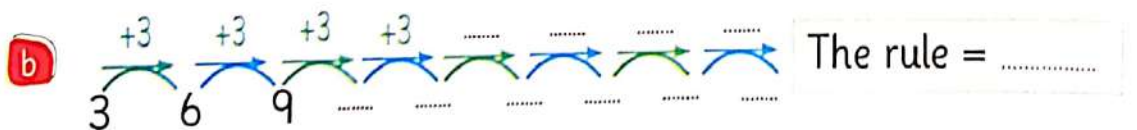
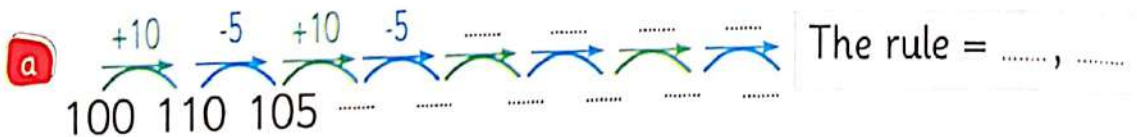
1 Find the result :

Tens	Ones	Hundred	Tens	Ones	Hundred	Tens	Ones
3	8	4	8	6	5	8	7
5	7	1	5	8	3	0	4

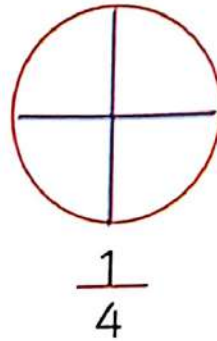
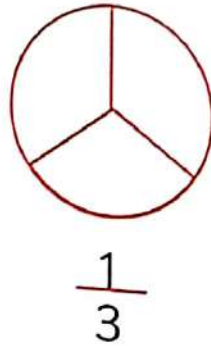
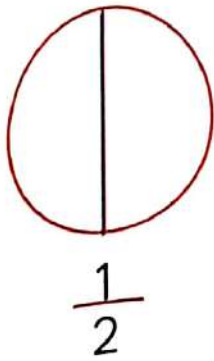
2 Share and play with bank counter :



3 Complete the pattern and the rule :



4 Colour according to the fractions :



5 Complete and notice the difference between estimation and approximation and actual result :

$\begin{array}{r} 689 \\ - 114 \\ \hline \end{array}$	Estimate to Estimate to	<div style="border: 1px solid black; padding: 5px; margin-bottom: 10px;"> $\begin{array}{r} \text{.....} \\ - \text{.....} \\ \hline \end{array}$ </div> <div style="border: 1px solid black; padding: 5px;"> $\begin{array}{r} \text{.....} \\ - \text{.....} \\ \hline \end{array}$ </div>	$\begin{array}{r} 689 \\ - 114 \\ \hline \end{array}$	Approximate to Approximate to	<div style="border: 1px solid black; padding: 5px; margin-bottom: 10px;"> $\begin{array}{r} \text{.....} \\ - \text{.....} \\ \hline \end{array}$ </div> <div style="border: 1px solid black; padding: 5px;"> $\begin{array}{r} \text{.....} \\ - \text{.....} \\ \hline \end{array}$ </div>
Actual result :		<div style="border: 1px solid black; padding: 10px; display: inline-block;"> $\begin{array}{r} 689 \\ - 114 \\ \hline \end{array}$ </div>			

6 Kenzy has 146 pounds , his father gave her 130 pounds.
Find the total number .

The amount	Hundreds 100 pounds	Tens 10 pound	Ones 1 pound
.....
.....
The amount

Kenzy had = + = pound.

1 Find the result :

$$\begin{array}{r} 96 \\ - 29 \\ \hline \end{array}$$

$$\begin{array}{r} 64 \\ + 19 \\ \hline \end{array}$$

$$\begin{array}{r} 397 \\ - 195 \\ \hline \end{array}$$

$$\begin{array}{r} 841 \\ + 65 \\ \hline \end{array}$$

$$\begin{array}{r} 158 \\ - 15 \\ \hline \end{array}$$


2 Complete :

a 5, 10, 15

b      The pattern

c Is the result of (95 +) even number ?

d Array by




3 Estimate the result (using the place value) (left digit) :

$$\begin{array}{r} 85 \\ - 33 \\ \hline \end{array} \begin{array}{l} \xrightarrow{\text{Estimate to}} \\ \xrightarrow{\text{Estimate to}} \end{array} \begin{array}{r} \boxed{} \\ + \boxed{} \\ \hline \end{array}$$

$$\begin{array}{r} 165 \\ + 315 \\ \hline \end{array} \begin{array}{l} \xrightarrow{\text{Estimate to}} \\ \xrightarrow{\text{Estimate to}} \end{array} \begin{array}{r} \boxed{} \\ + \boxed{} \\ \hline \end{array}$$

- 4 When tossing regular dices and write the number Appearance on upper faces :



351

$$300 + \dots = \dots$$

$$\dots + 50 = 351$$

$$350 + \dots = \dots$$


- 5 Write the fractions :

a The fraction representing the green house =

b The fraction representing the red house =



- 6 From the graph complete :



a How many oranges ?

b How many apples and bananas together ?

c The difference between bananas and dates ?

1 Find the result :

$$\begin{array}{r} 603 \\ + 213 \\ \hline \end{array}$$

$$\begin{array}{r} 765 \\ + 85 \\ \hline \end{array}$$

$$\begin{array}{r} 183 \\ - 92 \\ \hline \end{array}$$

$$\begin{array}{r} 92 \\ - 19 \\ \hline \end{array}$$

$$\begin{array}{r} 179 \\ - 160 \\ \hline \end{array}$$

2 Estimate to nearest hundred , then find the result :

$$\begin{array}{r} 316 \\ + 173 \\ \hline \end{array} \xrightarrow{\text{Estimate to}} \begin{array}{r} \\ + \\ \hline \end{array}$$

$$\begin{array}{r} 497 \\ - 110 \\ \hline \end{array} \xrightarrow{\text{Estimate to}} \begin{array}{r} \\ - \\ \hline \end{array}$$

3 Complete :

a 1 , 3 , 5 , , , ,

The rule :

b 80 , 75 , 70 , , , ,

The rule :

4 Mounir has 342 and his brother has 175 .
(Find the total sum ?)

(solution) The sum = + = pounds.

The sum	Hundreds 100 pounds	Tens 10 pound	Ones 1 pound
.....
.....
The sum

5 Complete :

The number of row

The number of columns

The array is by




Asmaa has 3 pieces of cookies, if she ate 1 piece of them, write the fraction that represent for number of eating cookies.

(Solution) The fraction is.....



6 Using the table, colour the bar graph according to the table :

Objects				
Number	15	10	15	20



1 Find the result :

Tens	Ones		Hundred	Tens	Ones		Hundred	Tens	Ones
3	8		4	8	6	+	5	8	7
5	7	-	1	5	8		3	0	4

2 Approximate the number using number line :

a Approximate number 311 to nearest hundred is





b Approximate number 88 to nearest tens is



3 Complete the fact house 5, 6, 11 :

6	+		=		
5	+		=		
	-		=		
	-		=		

- 4 Marwan bought a magazine by , if he had  How many left of money with him ?

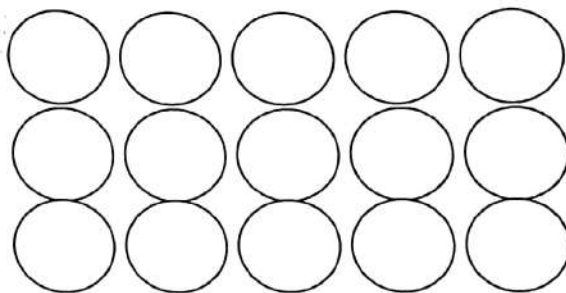
(Solution) The left of money = - =

- 5 a Amira cuts 6 flowers to her daughters, there 4 red flowers from them and 2 flowers are yellow .
Write the fraction representing the red flowers ?

(solution) The fraction is



- b Colour array 2 by 4



- 6 Complete :

a

$$\begin{array}{r} 32 + 18 = \\ 30 + \dots \\ + 10 + \dots \\ \hline \dots + 10 = \dots \end{array}$$

b

$$\begin{array}{r} 47 + 13 = \\ 40 + \dots \\ + 10 + \dots \\ \hline \dots + 10 = \dots \end{array}$$

1 Find the result :

$$\begin{array}{r} 66 \\ - 19 \\ \hline \end{array}$$

$$\begin{array}{r} 186 \\ - 69 \\ \hline \end{array}$$

$$\begin{array}{r} 192 \\ + 94 \\ \hline \end{array}$$

$$\begin{array}{r} 561 \\ + 71 \\ \hline \end{array}$$

$$\begin{array}{r} 610 \\ - 200 \\ \hline \end{array}$$


2 Approximate the number by using the number line :

a Approximate the number **481** to nearest hundreds



b Approximate the number **43** to nearest tens



3 If you had  you spent **60** pounds . How many pounds are remained with you ?

(Solution the remainder = ponds .


The amount	Hundreds 100 pound	Tens 10 pound	ones 1 pounds
.....
.....
The remained

4 Complete :

a Number of rows

Number of columns

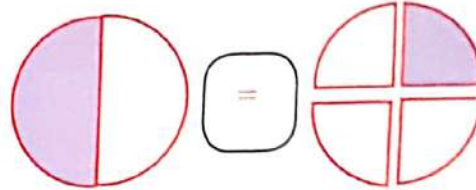
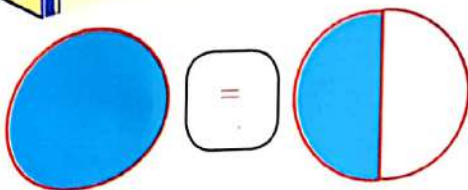
The array is by



b 2, 4, 6,,,,

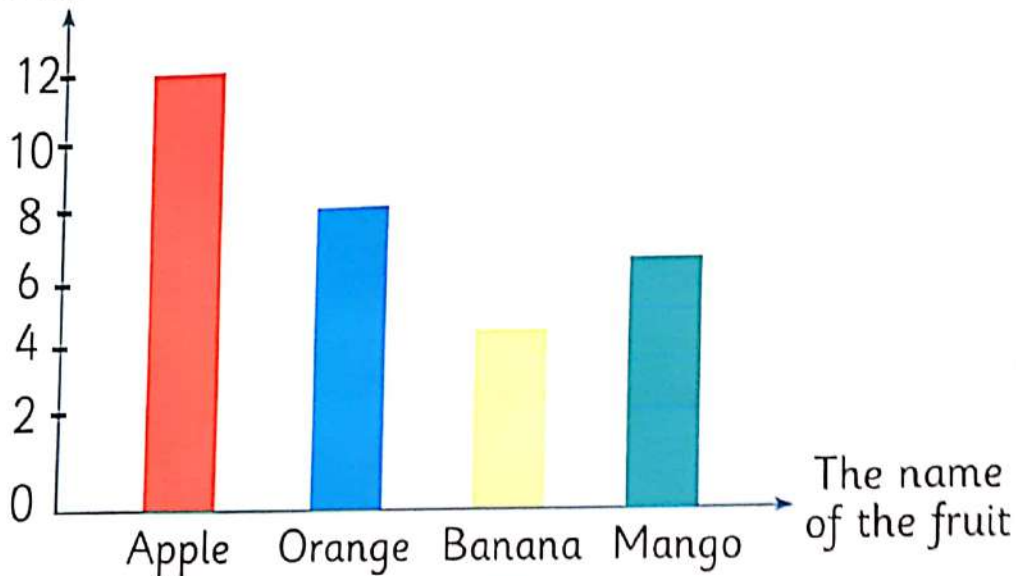
The ruler is:

5 Colour to get equal fraction :



6 From the graph complete :

The number



a The number of mangos (....) The number of apples .

b The most favourite is

1 Find the sum of amount :

The amount	Hundreds 100 pound	Tens 10 pound	Ones 1 pounds
365
49
The sum

2 Estimate the result (using the place value) = (left digit) :

$$\begin{array}{r} 71 \\ + 39 \\ \hline \end{array} \quad \begin{array}{l} \xrightarrow{\text{Estimate to}} \dots\dots\dots \\ \xrightarrow{\text{Estimate to}} + \dots\dots\dots \end{array}$$

$$\begin{array}{r} 344 \\ - 183 \\ \hline \end{array} \quad \begin{array}{l} \xrightarrow{\text{Estimate to}} \dots\dots\dots \\ \xrightarrow{\text{Estimate to}} - \dots\dots\dots \end{array}$$

3 Complete :

a Number of rows

Number of columns

The array is by




b Complete by (odd number) to make 100 :

* 97 ,

* 51 ,

4 Complete :



* The fraction represent **red** balls is

* The fraction represent **blue** balls is

b A train hold **600** seats , **450** seats are busy

How many seats are empty ?

The number of empty seats = - = seat

5 Subtract mentally :

$$83 - 10 = \dots\dots\dots$$

$$83 - 20 = \dots\dots\dots$$

$$83 - 30 = \dots\dots\dots$$

$$83 - 53 = \dots\dots\dots$$

$$83 - 54 = \dots\dots\dots$$

6 Find the result :

a $66 + 18 = \boxed{}$

b $144 - 94 = \boxed{}$

1 Find the result :

$$\begin{array}{r} 777 \\ - 464 \\ \hline \end{array}$$

$$\begin{array}{r} 98 \\ + 89 \\ \hline \end{array}$$

$$\begin{array}{r} 525 \\ + 19 \\ \hline \end{array}$$

$$\begin{array}{r} 192 \\ - 81 \\ \hline \end{array}$$

$$\begin{array}{r} 946 \\ - 27 \\ \hline \end{array}$$

2 Approximate using the number line :

a Approximate the number **734** to nearest hundreds is



b Approximate the number **71** to nearest tens is



3 Colour $\frac{1}{3}$:

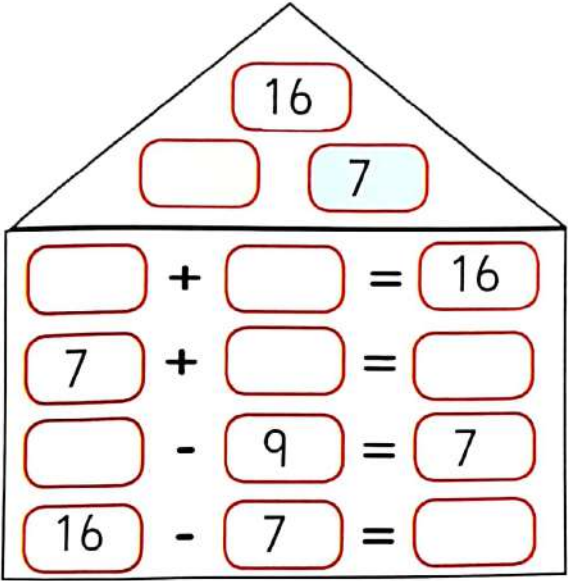


4 Complete :

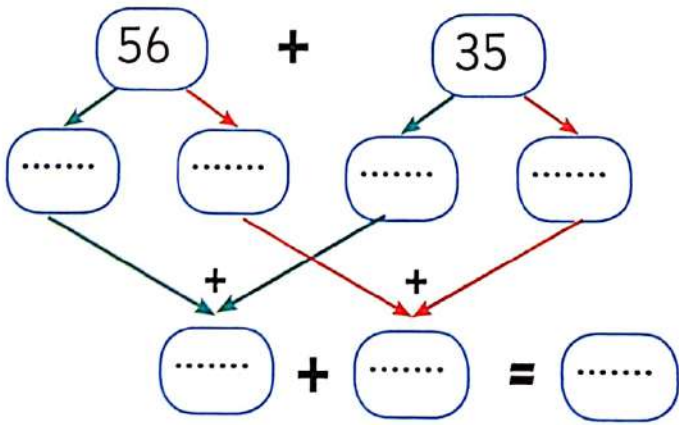
a $\xrightarrow{+4} \xrightarrow{-3} \xrightarrow{+4} \xrightarrow{-3} \dots$
 30 34 31 The ruler

b $\bigcirc \square \square \bigcirc \square \square$ The pattern

5 Complete by fact house :



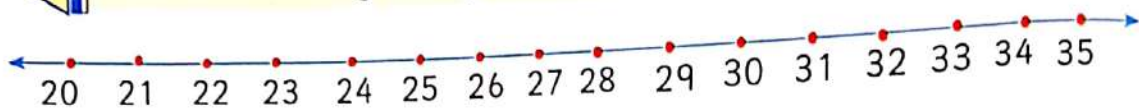
6 Find by decompose $56 + 35 = \dots$:



1 Find the result :

Tens	Ones		Hundred	Tens	Ones		Hundred	Tens	Ones
1	8	+	7	5	5	+	6	1	7
7	1		1	3	8		1	0	4

2 Add $23 + 6$ by using number line :

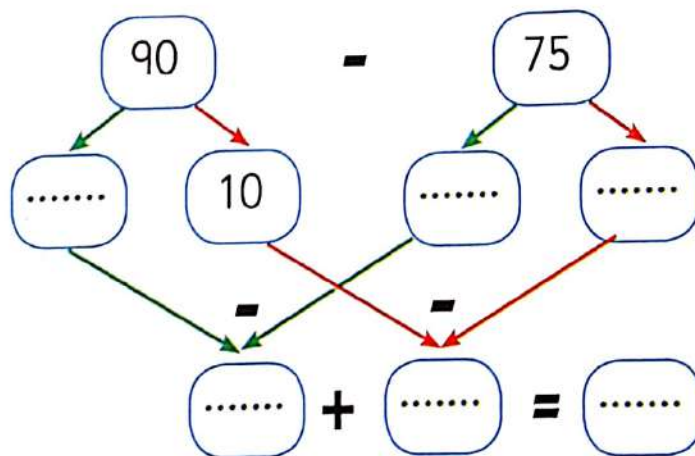


(solution) The result =

3 In one day there are 735 Visitors to the pyramids , 395 of them were Egyptians . How many Visitors were not Egyptians ?

(solution) The number of visitors = - = visitor

4 Find the result of $90 - 75$:



5 Join and complete :

Ruler: - 10

4, 14, 24, , , ,


Ruler: + 4

100, 90, 80, , , ,


Ruler: +10

66, 70, 74, , , ,


6 Write the fractions represent the shaded part :



.....



.....



.....

7 Complete :

a Number of rows 2

$$..... + = 6$$

b Number of columns 3

$$..... + + = 6$$

Then the array is by



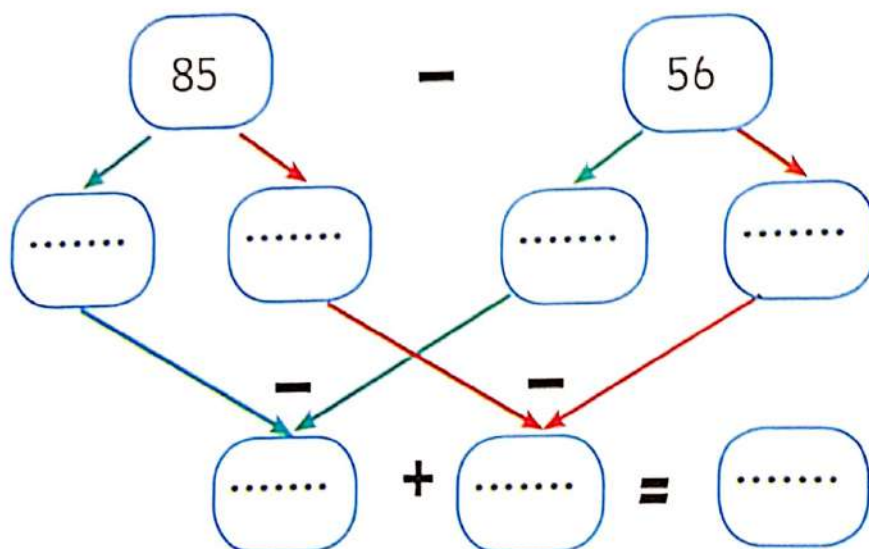
1 Find the result :

Tens	Ones		Hundred	Tens	Ones		Hundred	Tens	Ones
6	7		4	3	4	+	8	9	5
1	6	-	3	0	7		1	0	4

2 Estimate the result by using place value :

44	Estimate to	187	Estimate to
+ 18	Estimate to	+	- 91	Estimate to	-

3 Subtracted by decompose $85 - 56 = \dots$:



4 Complete by drawing two pattern :

a  The pattern

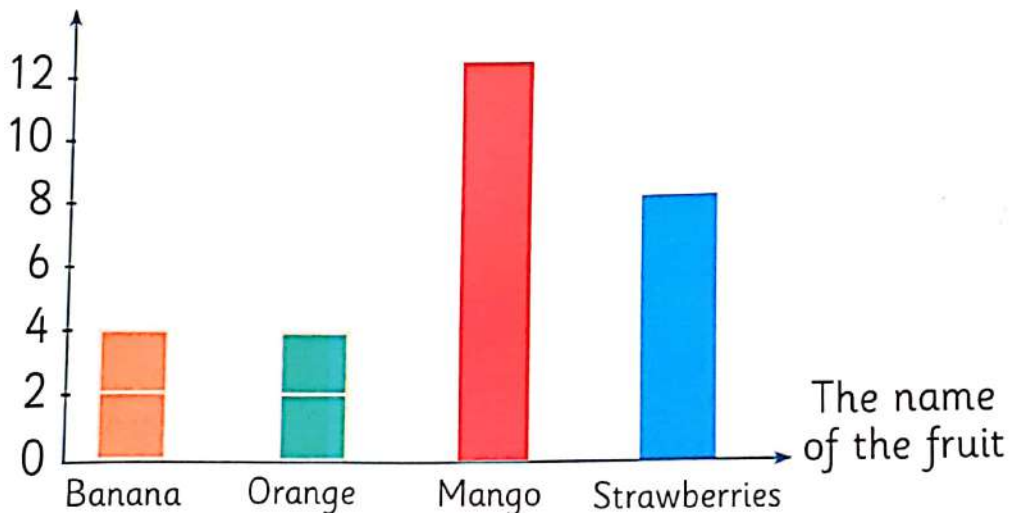
b  The pattern

5 maha had 193 pounds , she bought objects by 75 pound .
How many pounds were left with her ?

(solution) The left = - = pound

6 Using the graph to complete :

The number



a The number of banana (....) The number of Orange .

b The fruit that has more representing is

c The number of oranges and strawberries together is

1 Find the result :

$$\begin{array}{r} 777 \\ - 464 \\ \hline \end{array}$$

$$\begin{array}{r} 98 \\ + 89 \\ \hline \end{array}$$

$$\begin{array}{r} 525 \\ + 19 \\ \hline \end{array}$$

$$\begin{array}{r} 192 \\ - 81 \\ \hline \end{array}$$

$$\begin{array}{r} 946 \\ - 27 \\ \hline \end{array}$$

2 Subtract $34 - 9$ by using the number line :



(solution) The result =

3 Approximate each number to nearest hundred :

$$\begin{array}{r} 475 \\ + 114 \\ \hline \end{array} \begin{array}{l} \xrightarrow{\text{Estimate to}} \\ \xrightarrow{\text{Estimate to}} \end{array} \begin{array}{r} \\ + \\ \hline \end{array}$$


$$\begin{array}{r} 647 \\ - 130 \\ \hline \end{array} \begin{array}{l} \xrightarrow{\text{Estimate to}} \\ \xrightarrow{\text{Estimate to}} \end{array} \begin{array}{r} \\ - \\ \hline \end{array}$$

4 The school has 438 boys and 509 girls . How many pupils were in the school ?

(solution) The result = + = pupils

5 Join :


Array 8 by 2



Array 2 by 8




Array 2 by 4



6 Colour the picture graph according to the table :

The name	Rania	Ahmed	Saba	Zeiad
The amount	15	10	5	20

The amount



1 Find the result :

$$\begin{array}{r} 5 \ 9 \ 1 \\ - 2 \ 1 \ 9 \\ \hline \end{array}$$

$$\begin{array}{r} 4 \ 6 \ 3 \\ - \quad 4 \ 7 \\ \hline \end{array}$$

$$\begin{array}{r} 3 \ 5 \ 4 \\ + 2 \ 1 \ 5 \\ \hline \end{array}$$

2 Join each pattern to suitable rule :

5 , 9 , 13 , , , ,

The rule : -10

90 , 80 , 70 , , , ,

The rule : +10

10 , 20 , 30 , , , ,

The rule : + 4

3 Write the fraction :



a The fraction of numbers of small pie is

b The fraction of greatest pie is

c The fraction of all pie is



4 Colour for repressing array :



array by

5 A book has 564 pages , Ahmed read 194 pages ,
how many pages were left ?

(solution) Number of pages = - = page

6 Complete the table :

Colour of circles	Red	Blue	Green	Yellow
Number of circles

